

# CLAPHAM

## (CLEvedon And PortisHead Armchair Modellers)

### Notes for Exhibition Managers

In addition to exhibiting their layouts on the exhibition circuit, which they have been doing for many years, John & Paul now also perform 'demonstrations' around the theme of 'Modern Modelling' and have been regulars at both the Warley NEC and Model Rail Scotland shows in the past. The 'demonstrations', usually supported by a micro layout and examples of current projects, are unlike traditional demonstrations; instead being more akin to an online forum, encouraging members of the public to sit down and discuss any aspects of modern modelling. Presentation projects can include diesel detailing, coaching stock, wagon building, figure painting and building construction.

A number of options are available to exhibition managers, with a package to suit all sizes of exhibition. These include both full layouts and demonstration/micro layout combinations. Please contact either John or Paul for more details of what can be offered to meet your needs.

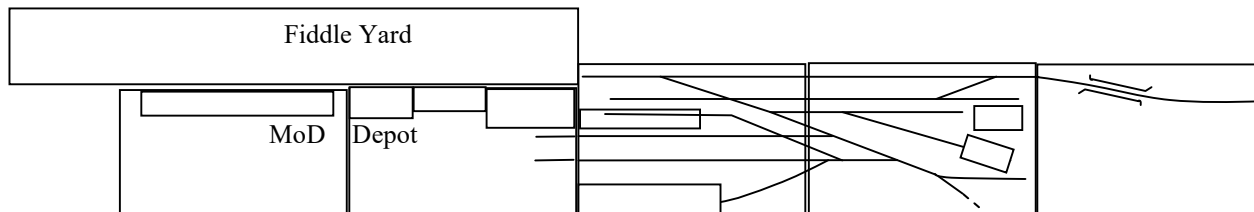
### Layouts:

At present eight fully operational layouts are available for exhibitions, with more on the way. The smaller layouts, together with a number of scenic dioramas that feature within a Devonport Road, are also used to support our demonstrations.

#### 1. Dovington Camp 00 Gauge BR (1990) (17' x 2 6" + 5' operating space) As featured in *British Railway Modelling Dec 16*

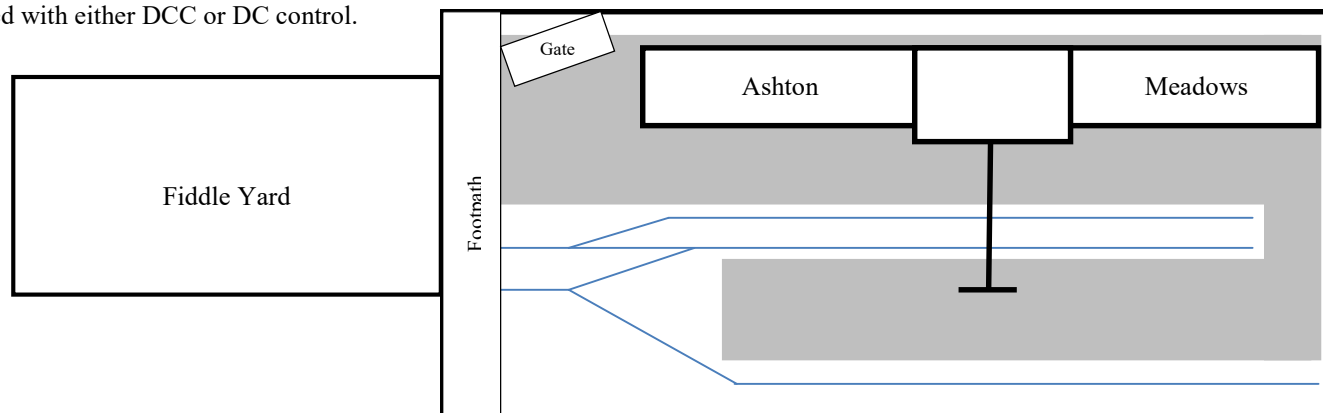
Dovington Camp was developed during WWII as an Army stores & training depot, with quite an extensive rail network. This has been 'rationalised' over time but it still maintains a rail link for the movement of fuel, stores, 'munitions and, of course, a wide variety of military vehicles. It retains an old MoD loco, or two, for shunting within the depot.

It is seen here in the busy period of Operation Desert Storm, with the local Guards brigade on parade. They are done up in their No. 1's for a flying visit from HM The Queen, for the presentation of new Regimental Colours. However, Royal visit or not, the build-up continues and the depot remains very active with trains arriving and departing on a regular basis.



#### 2. Ashton Meadows 00 Gauge Layout displayed alongside a demonstration requiring 8' x 2' table

Ashton Meadows is a small BR Engineers depot, based loosely on the Ashton Meadows facility in Bristol. However, it is generic in its design and can be used as if on any of BR's regions. It is an opportunity to operate some of the vast selection of engineers stock that we have built up over the years and will no doubt involve some yellow painted vehicles as well. The layout is designed to be operated with either DCC or DC control.



Paul Taylor, 01275 871926  
19, Coleridge Vale Road East, Clevedon, BS21 6NS  
Website: [www.claphammodelrail.com](http://www.claphammodelrail.com)

John Anderson, 01275 846470  
72, Brock End, Portishead, BS20 8AS  
Facebook: [www.facebook.com/claphammodelrail/](http://www.facebook.com/claphammodelrail/)

# CLAPHAM

## (CLEvedon And PortisHead Armchair Modellers)

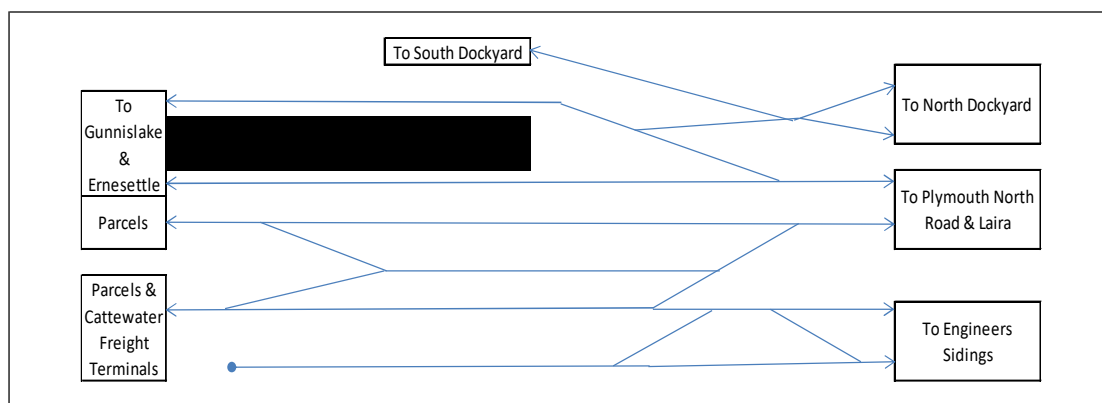
**3. Devonport Road**    00 Gauge    BR (1990)/Privatisation (2005)    *As featured in British Railway Modelling May 18*

As the name suggests Devonport Road is based in the suburbs of Plymouth. The station was the junction of the Southern Railway withered arm into Plymouth and the Great Western branch to Cattewater, the two lines running parallel for a distance to the east of the station until the Southern diverged into Friary and the Great Western continued to Laira Junction.

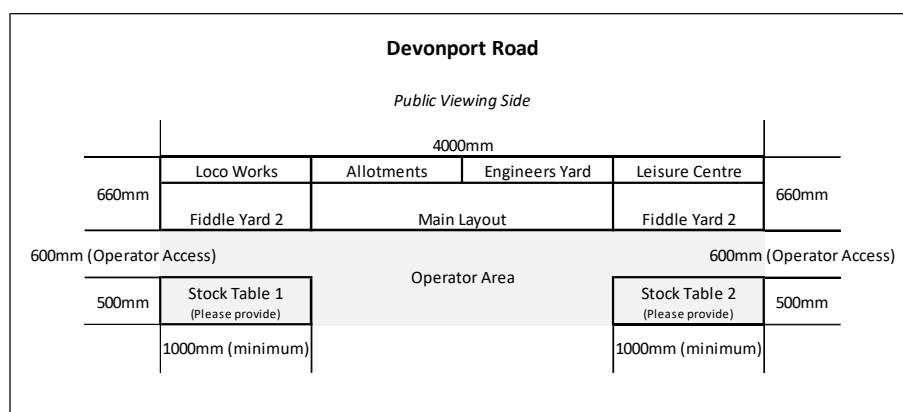
By the late 80's/early 90's and the GW branch is now freight only serving a number of freight terminals in the Cattewater area including fuel oils, bitumen, industrial gases, chemicals, coal, scrap and metals. The GW platforms have now been converted into a parcels station for handling sorted and high security mail and parcels. The short loops you see on the layout (based on those at Pylle Hill in Bristol) are used to quickly marshal parcel vans after loading and unloading for tripping around to North Road station. The sidings to the front of the layout are for the civil engineers and feature all manner of engineering and departmental wagons.

The SR lines are now cut back to Gunnislake, but trains to the MOD armaments depot at Ernesettle pass through the station, as do china clay trains to the plant just south of Bere Ferrers. A strong preservation movement has also set up at the junction station of Bere Alston. Trains of preserved stock are sometimes seen passing Devonport Road.

Plymouth is famous for its naval dockyards at Devonport, home to many of the Royal Navy's surface and subsurface vessels. The "secret" trains to support the submarine fleet are regularly seen at Devonport Road, along with other general stores traffic. The dockyards have however branched out and also use their facilities to repair, repaint and modify a number of railway vehicles including coaches and HST power cars. These vehicles add to the mix of traffic passing through.



The layout is self-standing and occupies a footprint of 4,000mm by 1,800mm (14feet by 6 feet) including operator area and access and stock storage area, as defined by the following plan :



The layout will operate in one of two modes :

1. Late 80's/early 90's DC
2. Mid 2000's DC - *future development*

Paul Taylor,    01275 871926  
 19, Coleridge Vale Road East, Clevedon, BS21 6NS  
 Website: [www.claphammodelrail.com](http://www.claphammodelrail.com)

John Anderson,    01275 846470  
 72, Brock End, Portishead, BS20 8AS  
 Facebook: [www.facebook.com/claphammodelrail/](http://www.facebook.com/claphammodelrail/)

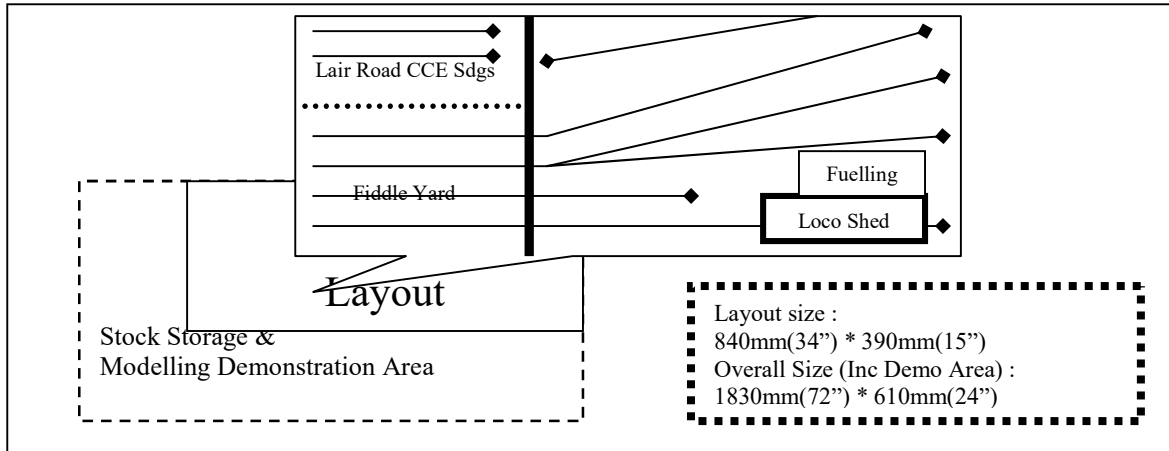
# CLAPHAM

## (CLEvedon And PortisHead Armchair Modellers)

**4. Harchester Stabling Point** 00 Gauge BR (various between 1985 & 2005) *As featured in Railway Modeller*

Where is Harchester ? Well Harchester is located in the Midlands and as such is a focal point for rail activity; not to mention one of the Premiership's great unknowns Harchester United, or the Dragons to their fans, whose home is the Dragon's Lair.

The small locomotive stabling point at Harchester is used by all manner of sectors from Intercity and Parcels to Railfreight Distribution, Coal, Metals, Oil and Construction. In fact only at Saltley in Birmingham could such a variety of motive power have been seen.



**5. Devonport Road Loco Works** 00 Gauge Private Engineering Works (1985 & 2005) *As featured in British Railway Modelling May 18*

Devonport Road locomotive works was set up on the site of an old BR engineers depot in the early 1990's as an independent works for the repair and maintenance of standard and narrow gauge railway locomotives up to the size of 1000BHP; shunters to you and me, up to the size of a Class 20!

The railway connected part of the works consists of two sheds, a two road general maintenance shed and a single road shed for more specialised work. All manner of shunting locomotives can be seen ranging from ex BR types to purely industrial ones in both standard and narrow gauge.

The layout itself is a micro layout and its long, thin design (100 x 15 cm) is due to it actually forming the front piece to my one of the fiddle yards on my larger layout "Devonport Road". Thus in reality the Locomotive Works is a layout within a layout!

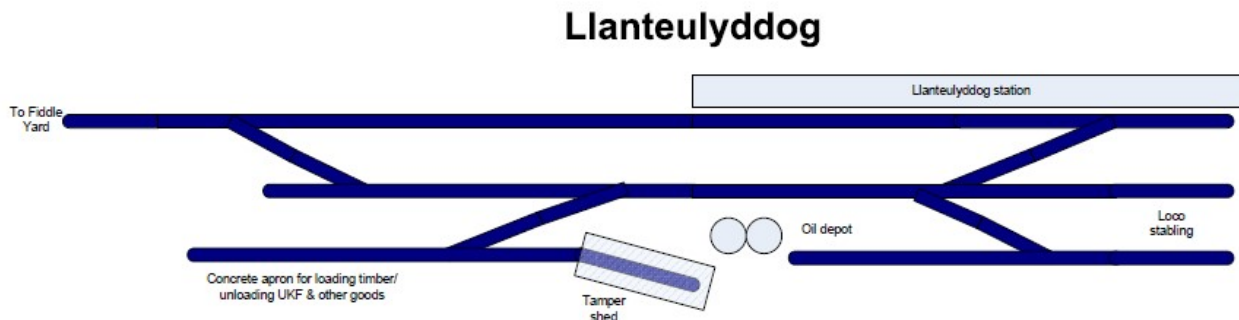


# CLAPHAM

## (CLEvedon And PortisHead Armchair Modellers)

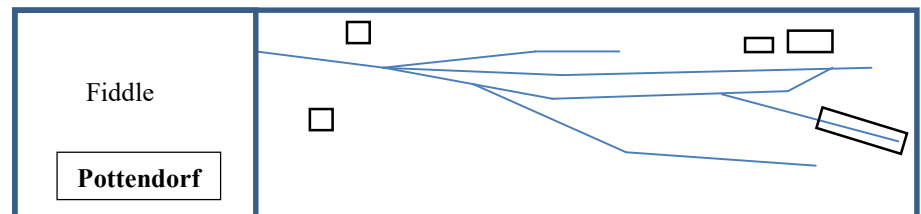
**6. Llanteulyddog** 00 Gauge BR (1985 - 95) (20' x 1') (previously on circuit as Llwydd Town – now updated/revamped)

Llanteulyddog is a busy station located on a triangle to the north of the South Wales mainline *à la* Carmarthen. Indeed operations are very much based on those found at Carmarthen during the late 1980's/early 1990's. However, space is limited and the layout is a representation of what the station might have been if the history of the development of the railways had been slightly different - hence the name change as it does not depict the real railways facilities of Carmarthen. Why 'Llanteulyddog'? Well that was the name in the Middle Ages of the settlement now known as Carmarthen. The railway modeller always retains the right to change history to suit his needs!



**7. Pottendorf** H0 Gauge Germany (1950's) (11' x 2') DCC **As featured in Continental Modeller**

Currently, the layout represents a small rural station in Oberfranken at the end of a long hot summer during the 1950's. Originally built by Tim Hale, the layout will be exhibited in its current format to meet prior commitments including SEDAN, Railex (Aylesbury), Derby, and Warley during 2019/2020. At the same time, developments are being made that will allow the layout to move across the continent with the use of different buildings and rolling stock. Watch this space but available in the meantime in its current format.



**8. Nichtenschinkenwald** Z Gauge Germany (1980's) (18" x 12")

Who says they don't have the space for a model railway. A folder figure of 8 layout that can accompany a demonstration.

**Demos:** A range of different demonstrations can be provided to suit individual needs, from a minimum of 8' to 18'+ long. These require tables and chairs (for us and seats for the public in front if at all possible). Demonstrations include project modelling, examples of completed/in construction models across a wide range of Modern Modelling techniques, often taking inspiration from other modelling arenas. They can be supported by micro layouts (either operational with a small demo or semi operational with a full demo). Please ask for further information.

**Please note:-**

- **All options, including layouts, require one vehicle and two operators**
- **Expenses are kept to a minimum and are based on fuel costs and other incidentals**
- **Any location will be considered. The team are happy to commute reasonable distances but for longer trips, e.g. greater than one hour, overnight accommodation may be required**
- **Insurance cover will be required to cover layouts, stock and computers**

Paul Taylor, 01275 871926  
19, Coleridge Vale Road East, Clevedon, BS21 6NS  
Website: [www.claphammodelrail.com](http://www.claphammodelrail.com)

John Anderson, 01275 846470  
72, Brock End, Portishead, BS20 8AS  
Facebook: [www.facebook.com/claphammodelrail/](http://www.facebook.com/claphammodelrail/)

# CLAPHAM

## (CLEvedon And PortisHead Armchair Modellers)

### Notes for Exhibition Managers

In addition to exhibiting their layouts on the exhibition circuit, which they have been doing for many years, John & Paul now also perform 'demonstrations' around the theme of 'Modern Modelling' and have been regulars at both the Warley NEC and Model Rail Scotland shows in the past. The 'demonstrations', usually supported by a micro layout and examples of current projects, are unlike traditional demonstrations; instead being more akin to an online forum, encouraging members of the public to sit down and discuss any aspects of modern modelling. Presentation projects can include diesel detailing, coaching stock, wagon building, figure painting and building construction.

A number of options are available to exhibition managers, with a package to suit all sizes of exhibition. These include both full layouts and demonstration/micro layout combinations. Please contact either John or Paul for more details of what can be offered to meet your needs.

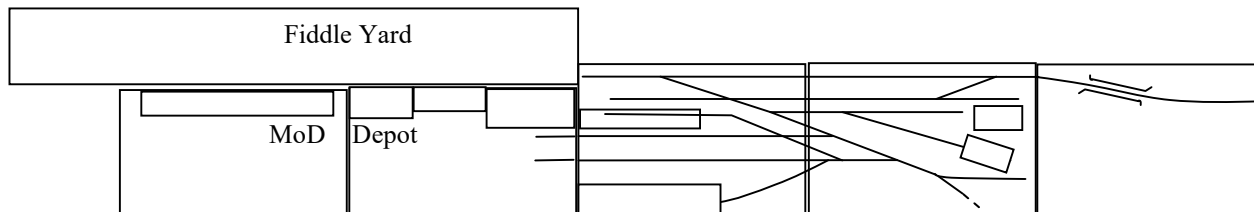
### Layouts:

At present eight fully operational layouts are available for exhibitions, with more on the way. The smaller layouts, together with a number of scenic dioramas that feature within a Devonport Road, are also used to support our demonstrations.

#### 1. Dovington Camp 00 Gauge BR (1990) (17' x 2 6" + 5' operating space) As featured in *British Railway Modelling Dec 16*

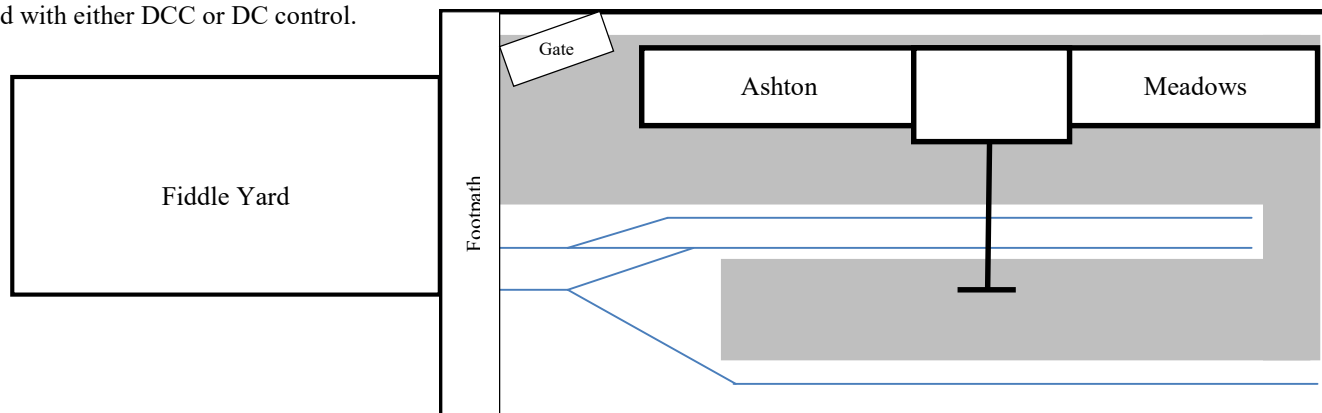
Dovington Camp was developed during WWII as an Army stores & training depot, with quite an extensive rail network. This has been 'rationalised' over time but it still maintains a rail link for the movement of fuel, stores, 'munitions and, of course, a wide variety of military vehicles. It retains an old MoD loco, or two, for shunting within the depot.

It is seen here in the busy period of Operation Desert Storm, with the local Guards brigade on parade. They are done up in their No. 1's for a flying visit from HM The Queen, for the presentation of new Regimental Colours. However, Royal visit or not, the build-up continues and the depot remains very active with trains arriving and departing on a regular basis.



#### 2. Ashton Meadows 00 Gauge Layout displayed alongside a demonstration requiring 8' x 2' table

Ashton Meadows is a small BR Engineers depot, based loosely on the Ashton Meadows facility in Bristol. However, it is generic in its design and can be used as if on any of BR's regions. It is an opportunity to operate some of the vast selection of engineers stock that we have built up over the years and will no doubt involve some yellow painted vehicles as well. The layout is designed to be operated with either DCC or DC control.



# CLAPHAM

## (CLEvedon And PortisHead Armchair Modellers)

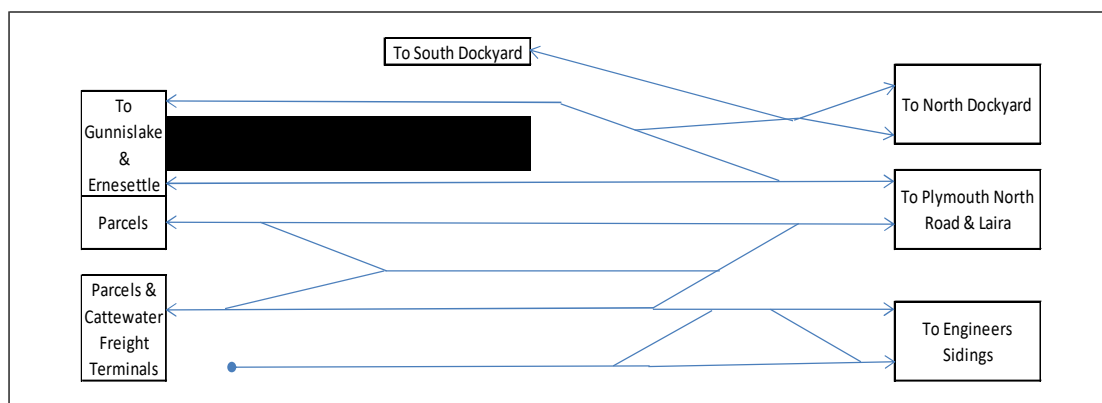
**3. Devonport Road**    00 Gauge    BR (1990)/Privatisation (2005)    *As featured in British Railway Modelling May 18*

As the name suggests Devonport Road is based in the suburbs of Plymouth. The station was the junction of the Southern Railway withered arm into Plymouth and the Great Western branch to Cattewater, the two lines running parallel for a distance to the east of the station until the Southern diverged into Friary and the Great Western continued to Laira Junction.

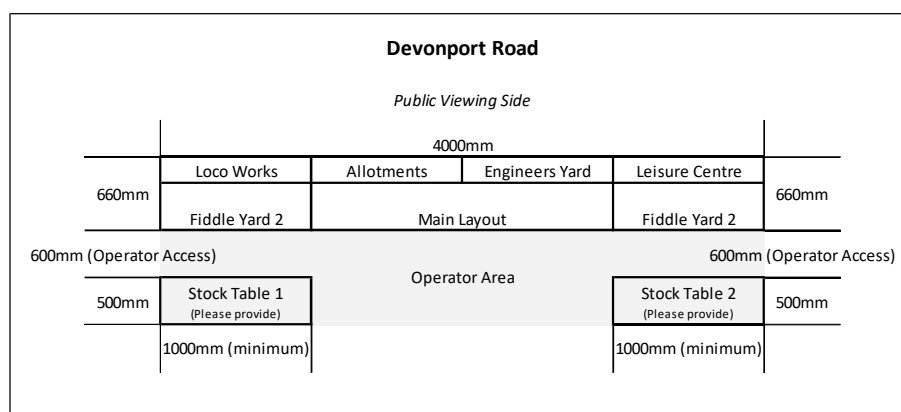
By the late 80's/early 90's and the GW branch is now freight only serving a number of freight terminals in the Cattewater area including fuel oils, bitumen, industrial gases, chemicals, coal, scrap and metals. The GW platforms have now been converted into a parcels station for handling sorted and high security mail and parcels. The short loops you see on the layout (based on those at Pylle Hill in Bristol) are used to quickly marshal parcel vans after loading and unloading for tripping around to North Road station. The sidings to the front of the layout are for the civil engineers and feature all manner of engineering and departmental wagons.

The SR lines are now cut back to Gunnislake, but trains to the MOD armaments depot at Ernesettle pass through the station, as do china clay trains to the plant just south of Bere Ferrers. A strong preservation movement has also set up at the junction station of Bere Alston. Trains of preserved stock are sometimes seen passing Devonport Road.

Plymouth is famous for its naval dockyards at Devonport, home to many of the Royal Navy's surface and subsurface vessels. The "secret" trains to support the submarine fleet are regularly seen at Devonport Road, along with other general stores traffic. The dockyards have however branched out and also use their facilities to repair, repaint and modify a number of railway vehicles including coaches and HST power cars. These vehicles add to the mix of traffic passing through.



The layout is self-standing and occupies a footprint of 4,000mm by 1,800mm (14feet by 6 feet) including operator area and access and stock storage area, as defined by the following plan :



The layout will operate in one of two modes :

1. Late 80's/early 90's DC
2. Mid 2000's DC - *future development*

Paul Taylor,    01275 871926  
 19, Coleridge Vale Road East, Clevedon, BS21 6NS  
 Website: [www.claphammodelrail.com](http://www.claphammodelrail.com)

John Anderson,    01275 846470  
 72, Brock End, Portishead, BS20 8AS  
 Facebook: [www.facebook.com/claphammodelrail/](http://www.facebook.com/claphammodelrail/)

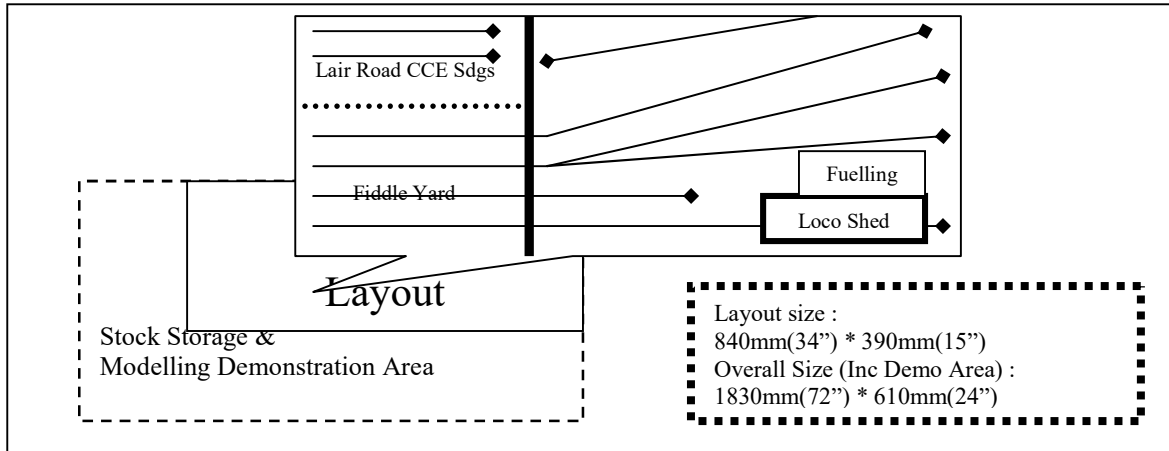
# CLAPHAM

## (CLEvedon And PortisHead Armchair Modellers)

**4. Harchester Stabling Point** 00 Gauge BR (various between 1985 & 2005) *As featured in Railway Modeller*

Where is Harchester ? Well Harchester is located in the Midlands and as such is a focal point for rail activity; not to mention one of the Premiership's great unknowns Harchester United, or the Dragons to their fans, whose home is the Dragon's Lair.

The small locomotive stabling point at Harchester is used by all manner of sectors from Intercity and Parcels to Railfreight Distribution, Coal, Metals, Oil and Construction. In fact only at Saltley in Birmingham could such a variety of motive power have been seen.

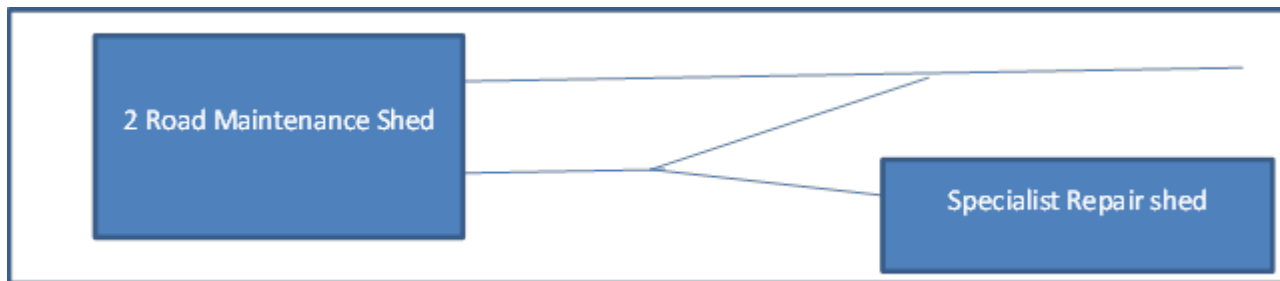


**5. Devonport Road Loco Works** 00 Gauge Private Engineering Works (1985 & 2005) *As featured in British Railway Modelling May 18*

Devonport Road locomotive works was set up on the site of an old BR engineers depot in the early 1990's as an independent works for the repair and maintenance of standard and narrow gauge railway locomotives up to the size of 1000BHP; shunters to you and me, up to the size of a Class 20!

The railway connected part of the works consists of two sheds, a two road general maintenance shed and a single road shed for more specialised work. All manner of shunting locomotives can be seen ranging from ex BR types to purely industrial ones in both standard and narrow gauge.

The layout itself is a micro layout and its long, thin design (100 x 15 cm) is due to it actually forming the front piece to my one of the fiddle yards on my larger layout "Devonport Road". Thus in reality the Locomotive Works is a layout within a layout!



Paul Taylor, 01275 871926  
19, Coleridge Vale Road East, Clevedon, BS21 6NS  
Website: [www.claphammodelrail.com](http://www.claphammodelrail.com)

John Anderson, 01275 846470  
72, Brock End, Portishead, BS20 8AS  
Facebook: [www.facebook.com/claphammodelrail/](http://www.facebook.com/claphammodelrail/)

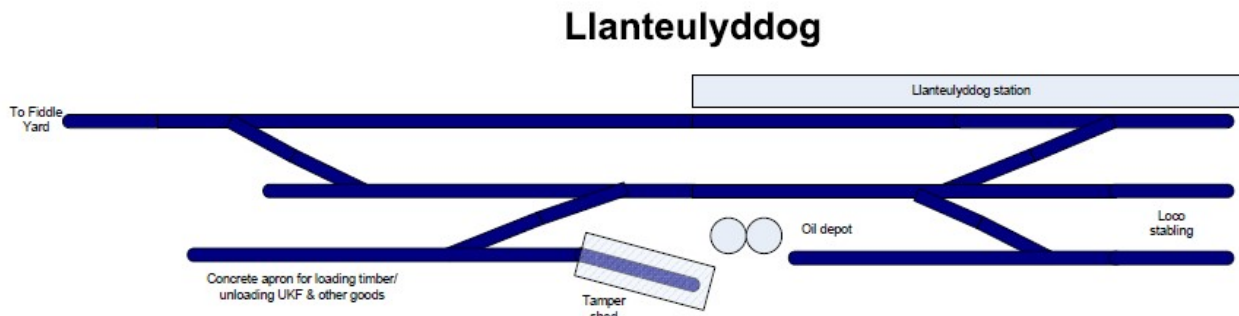


# CLAPHAM

## (CLEvedon And PortisHead Armchair Modellers)

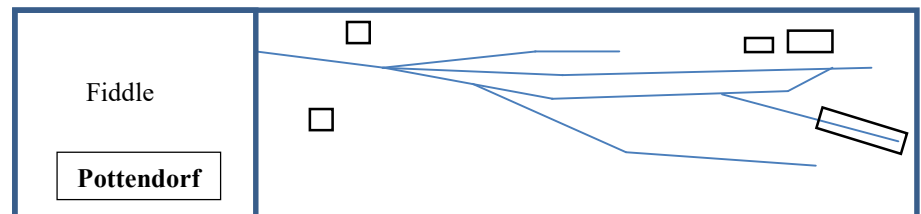
**6. Llanteulyddog** 00 Gauge BR (1985 - 95) (20' x 1') (previously on circuit as Llwydd Town – now updated/revamped)

Llanteulyddog is a busy station located on a triangle to the north of the South Wales mainline *à la* Carmarthen. Indeed operations are very much based on those found at Carmarthen during the late 1980's/early 1990's. However, space is limited and the layout is a representation of what the station might have been if the history of the development of the railways had been slightly different - hence the name change as it does not depict the real railways facilities of Carmarthen. Why 'Llanteulyddog'? Well that was the name in the Middle Ages of the settlement now known as Carmarthen. The railway modeller always retains the right to change history to suit his needs!



**7. Pottendorf** H0 Gauge Germany (1950's) (11' x 2') DCC **As featured in Continental Modeller**

Currently, the layout represents a small rural station in Oberfranken at the end of a long hot summer during the 1950's. Originally built by Tim Hale, the layout will be exhibited in its current format to meet prior commitments including SEDAN, Railex (Aylesbury), Derby, and Warley during 2019/2020. At the same time, developments are being made that will allow the layout to move across the continent with the use of different buildings and rolling stock. Watch this space but available in the meantime in its current format.



**8. Nichtenschinkenwald** Z Gauge Germany (1980's) (18" x 12")

Who says they don't have the space for a model railway. A folder figure of 8 layout that can accompany a demonstration.

**Demos:** A range of different demonstrations can be provided to suit individual needs, from a minimum of 8' to 18'+ long. These require tables and chairs (for us and seats for the public in front if at all possible). Demonstrations include project modelling, examples of completed/in construction models across a wide range of Modern Modelling techniques, often taking inspiration from other modelling arenas. They can be supported by micro layouts (either operational with a small demo or semi operational with a full demo). Please ask for further information.

**Please note:-**

- **All options, including layouts, require one vehicle and two operators**
- **Expenses are kept to a minimum and are based on fuel costs and other incidentals**
- **Any location will be considered. The team are happy to commute reasonable distances but for longer trips, e.g. greater than one hour, overnight accommodation may be required**
- **Insurance cover will be required to cover layouts, stock and computers**

Paul Taylor, 01275 871926  
19, Coleridge Vale Road East, Clevedon, BS21 6NS  
Website: [www.claphammodelrail.com](http://www.claphammodelrail.com)

John Anderson, 01275 846470  
72, Brock End, Portishead, BS20 8AS  
Facebook: [www.facebook.com/claphammodelrail/](http://www.facebook.com/claphammodelrail/)



# CLAPHAM

## (CLEvedon And PortisHead Armchair Modellers)

### Notes for Exhibition Managers

In addition to exhibiting their layouts on the exhibition circuit, which they have been doing for many years, John & Paul now also perform 'demonstrations' around the theme of 'Modern Modelling' and have been regulars at both the Warley NEC and Model Rail Scotland shows in the past. The 'demonstrations', usually supported by a micro layout and examples of current projects, are unlike traditional demonstrations; instead being more akin to an online forum, encouraging members of the public to sit down and discuss any aspects of modern modelling. Presentation projects can include diesel detailing, coaching stock, wagon building, figure painting and building construction.

A number of options are available to exhibition managers, with a package to suit all sizes of exhibition. These include both full layouts and demonstration/micro layout combinations. Please contact either John or Paul for more details of what can be offered to meet your needs.

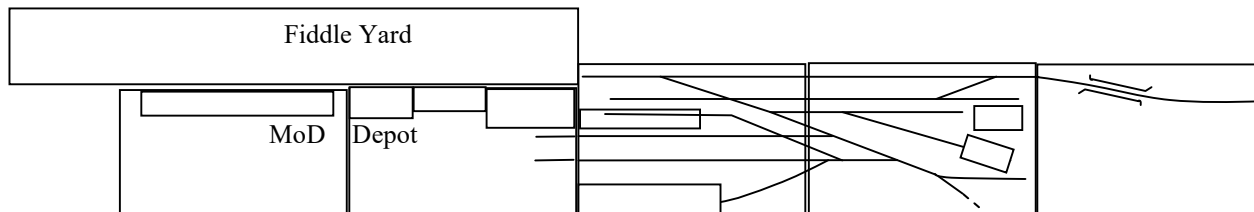
### Layouts:

At present eight fully operational layouts are available for exhibitions, with more on the way. The smaller layouts, together with a number of scenic dioramas that feature within a Devonport Road, are also used to support our demonstrations.

#### 1. Dovington Camp 00 Gauge BR (1990) (17' x 2 6" + 5' operating space) As featured in *British Railway Modelling Dec 16*

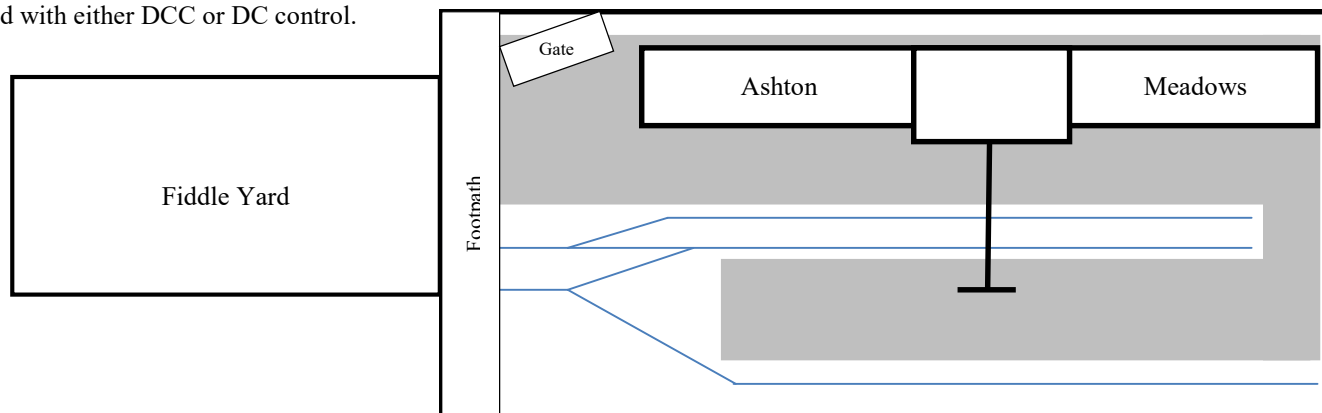
Dovington Camp was developed during WWII as an Army stores & training depot, with quite an extensive rail network. This has been 'rationalised' over time but it still maintains a rail link for the movement of fuel, stores, 'munitions and, of course, a wide variety of military vehicles. It retains an old MoD loco, or two, for shunting within the depot.

It is seen here in the busy period of Operation Desert Storm, with the local Guards brigade on parade. They are done up in their No. 1's for a flying visit from HM The Queen, for the presentation of new Regimental Colours. However, Royal visit or not, the build-up continues and the depot remains very active with trains arriving and departing on a regular basis.



#### 2. Ashton Meadows 00 Gauge Layout displayed alongside a demonstration requiring 8' x 2' table

Ashton Meadows is a small BR Engineers depot, based loosely on the Ashton Meadows facility in Bristol. However, it is generic in its design and can be used as if on any of BR's regions. It is an opportunity to operate some of the vast selection of engineers stock that we have built up over the years and will no doubt involve some yellow painted vehicles as well. The layout is designed to be operated with either DCC or DC control.



Paul Taylor, 01275 871926  
19, Coleridge Vale Road East, Clevedon, BS21 6NS  
Website: [www.claphammodelrail.com](http://www.claphammodelrail.com)

John Anderson, 01275 846470  
72, Brock End, Portishead, BS20 8AS  
Facebook: [www.facebook.com/claphammodelrail/](http://www.facebook.com/claphammodelrail/)

# CLAPHAM

## (CLEvedon And PortisHead Armchair Modellers)

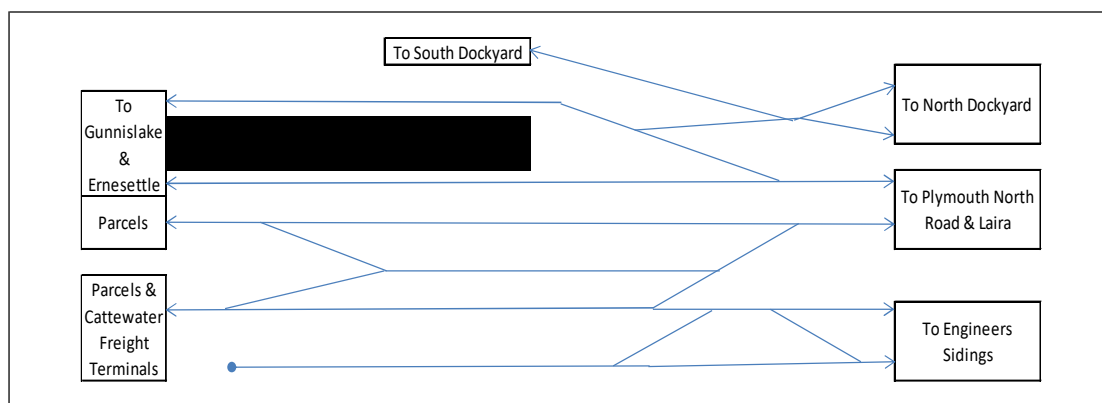
**3. Devonport Road**    00 Gauge    BR (1990)/Privatisation (2005)    *As featured in British Railway Modelling May 18*

As the name suggests Devonport Road is based in the suburbs of Plymouth. The station was the junction of the Southern Railway withered arm into Plymouth and the Great Western branch to Cattewater, the two lines running parallel for a distance to the east of the station until the Southern diverged into Friary and the Great Western continued to Laira Junction.

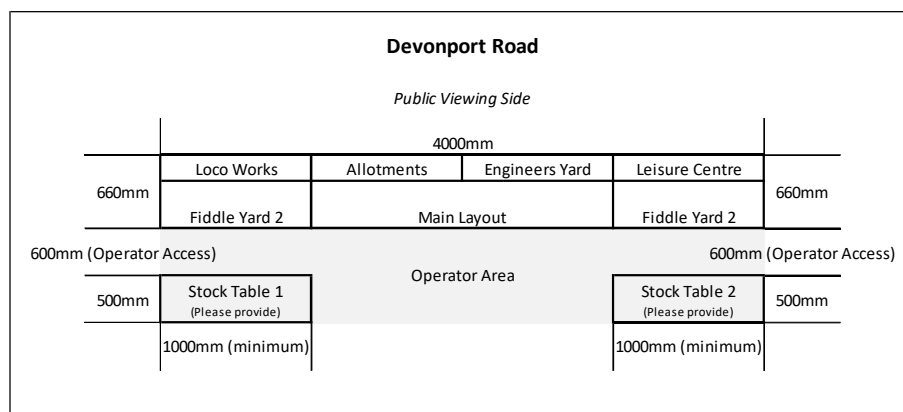
By the late 80's/early 90's and the GW branch is now freight only serving a number of freight terminals in the Cattewater area including fuel oils, bitumen, industrial gases, chemicals, coal, scrap and metals. The GW platforms have now been converted into a parcels station for handling sorted and high security mail and parcels. The short loops you see on the layout (based on those at Pylle Hill in Bristol) are used to quickly marshal parcel vans after loading and unloading for tripping around to North Road station. The sidings to the front of the layout are for the civil engineers and feature all manner of engineering and departmental wagons.

The SR lines are now cut back to Gunnislake, but trains to the MOD armaments depot at Ernesettle pass through the station, as do china clay trains to the plant just south of Bere Ferrers. A strong preservation movement has also set up at the junction station of Bere Alston. Trains of preserved stock are sometimes seen passing Devonport Road.

Plymouth is famous for its naval dockyards at Devonport, home to many of the Royal Navy's surface and subsurface vessels. The "secret" trains to support the submarine fleet are regularly seen at Devonport Road, along with other general stores traffic. The dockyards have however branched out and also use their facilities to repair, repaint and modify a number of railway vehicles including coaches and HST power cars. These vehicles add to the mix of traffic passing through.



The layout is self-standing and occupies a footprint of 4,000mm by 1,800mm (14feet by 6 feet) including operator area and access and stock storage area, as defined by the following plan :



The layout will operate in one of two modes :

1. Late 80's/early 90's DC
2. Mid 2000's DC - *future development*

Paul Taylor,    01275 871926  
 19, Coleridge Vale Road East, Clevedon, BS21 6NS  
 Website: [www.claphammodelrail.com](http://www.claphammodelrail.com)

John Anderson,    01275 846470  
 72, Brock End, Portishead, BS20 8AS  
 Facebook: [www.facebook.com/claphammodelrail/](http://www.facebook.com/claphammodelrail/)

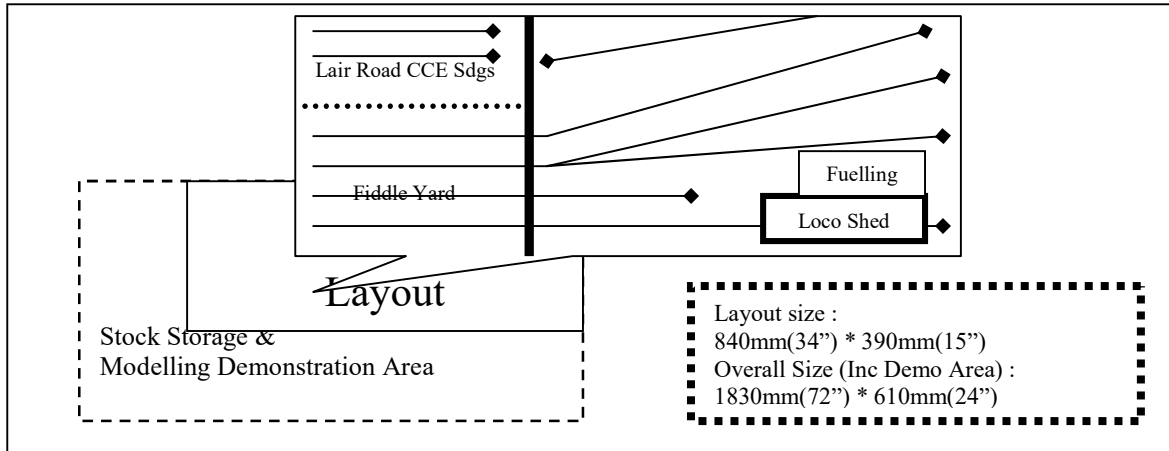
# CLAPHAM

## (CLEvedon And PortisHead Armchair Modellers)

### 4. Harchester Stabling Point 00 Gauge BR (various between 1985 & 2005) *As featured in Railway Modeller*

Where is Harchester ? Well Harchester is located in the Midlands and as such is a focal point for rail activity; not to mention one of the Premiership's great unknowns Harchester United, or the Dragons to their fans, whose home is the Dragon's Lair.

The small locomotive stabling point at Harchester is used by all manner of sectors from Intercity and Parcels to Railfreight Distribution, Coal, Metals, Oil and Construction. In fact only at Saltley in Birmingham could such a variety of motive power have been seen.



### 5. Devonport Road Loco Works 00 Gauge Private Engineering Works (1985 & 2005) *As featured in British Railway Modelling May 18*

Devonport Road locomotive works was set up on the site of an old BR engineers depot in the early 1990's as an independent works for the repair and maintenance of standard and narrow gauge railway locomotives up to the size of 1000BHP; shunters to you and me, up to the size of a Class 20!

The railway connected part of the works consists of two sheds, a two road general maintenance shed and a single road shed for more specialised work. All manner of shunting locomotives can be seen ranging from ex BR types to purely industrial ones in both standard and narrow gauge.

The layout itself is a micro layout and its long, thin design (100 x 15 cm) is due to it actually forming the front piece to my one of the fiddle yards on my larger layout "Devonport Road". Thus in reality the Locomotive Works is a layout within a layout!

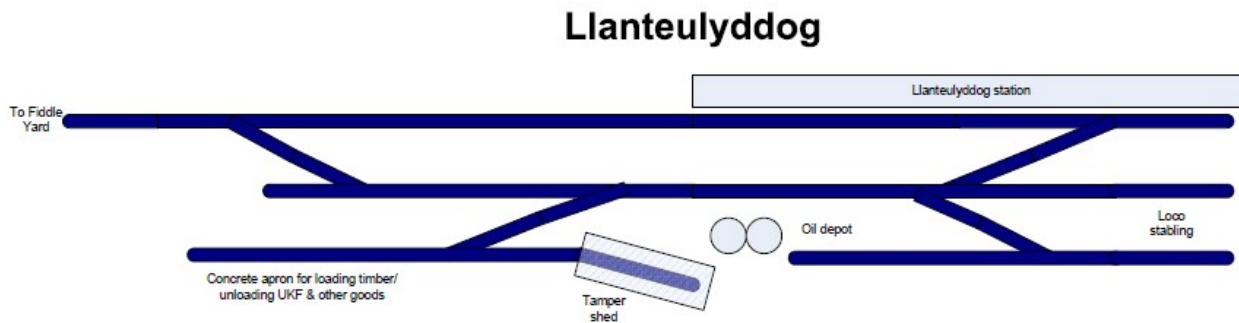


# CLAPHAM

## (CLEvedon And PortisHead Armchair Modellers)

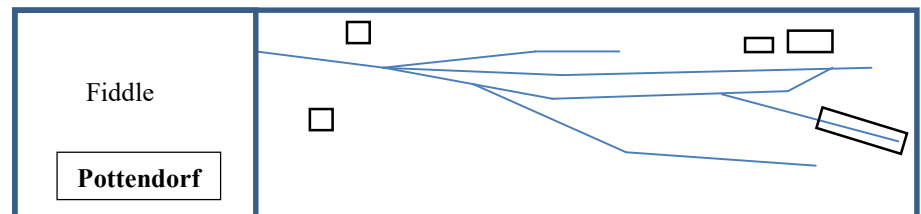
### 6. Llanteulyddog 00 Gauge BR (1985 - 95) (20' x 1') (previously on circuit as Llwydd Town – now updated/revamped)

Llanteulyddog is a busy station located on a triangle to the north of the South Wales mainline *à la* Carmarthen. Indeed operations are very much based on those found at Carmarthen during the late 1980's/early 1990's. However, space is limited and the layout is a representation of what the station might have been if the history of the development of the railways had been slightly different - hence the name change as it does not depict the real railways facilities of Carmarthen. Why 'Llanteulyddog'? Well that was the name in the Middle Ages of the settlement now known as Carmarthen. The railway modeller always retains the right to change history to suit his needs!



### 7. Pottendorf H0 Gauge Germany (1950's) (11' x 2') DCC As featured in Continental Modeller

Currently, the layout represents a small rural station in Oberfranken at the end of a long hot summer during the 1950's. Originally built by Tim Hale, the layout will be exhibited in its current format to meet prior commitments including SEDAN, Railex (Aylesbury), Derby, and Warley during 2019/2020. At the same time, developments are being made that will allow the layout to move across the continent with the use of different buildings and rolling stock. Watch this space but available in the meantime in its current format.



### 8. Nichtenschinkenwald Z Gauge Germany (1980's) (18" x 12")

Who says they don't have the space for a model railway. A folder figure of 8 layout that can accompany a demonstration.

**Demos:** A range of different demonstrations can be provided to suit individual needs, from a minimum of 8' to 18'+ long. These require tables and chairs (for us and seats for the public in front if at all possible). Demonstrations include project modelling, examples of completed/in construction models across a wide range of Modern Modelling techniques, often taking inspiration from other modelling arenas. They can be supported by micro layouts (either operational with a small demo or semi operational with a full demo). Please ask for further information.

#### Please note:-

- *All options, including layouts, require one vehicle and two operators*
- *Expenses are kept to a minimum and are based on fuel costs and other incidentals*
- *Any location will be considered. The team are happy to commute reasonable distances but for longer trips, e.g. greater than one hour, overnight accommodation may be required*
- *Insurance cover will be required to cover layouts, stock and computers*

Paul Taylor, 01275 871926  
19, Coleridge Vale Road East, Clevedon, BS21 6NS  
Website: [www.claphammodelrail.com](http://www.claphammodelrail.com)

John Anderson, 01275 846470  
72, Brock End, Portishead, BS20 8AS  
Facebook: [www.facebook.com/claphammodelrail/](http://www.facebook.com/claphammodelrail/)

# CLAPHAM

## (CLEvedon And PortisHead Armchair Modellers)

### Notes for Exhibition Managers

In addition to exhibiting their layouts on the exhibition circuit, which they have been doing for many years, John & Paul now also perform 'demonstrations' around the theme of 'Modern Modelling' and have been regulars at both the Warley NEC and Model Rail Scotland shows in the past. The 'demonstrations', usually supported by a micro layout and examples of current projects, are unlike traditional demonstrations; instead being more akin to an online forum, encouraging members of the public to sit down and discuss any aspects of modern modelling. Presentation projects can include diesel detailing, coaching stock, wagon building, figure painting and building construction.

A number of options are available to exhibition managers, with a package to suit all sizes of exhibition. These include both full layouts and demonstration/micro layout combinations. Please contact either John or Paul for more details of what can be offered to meet your needs.

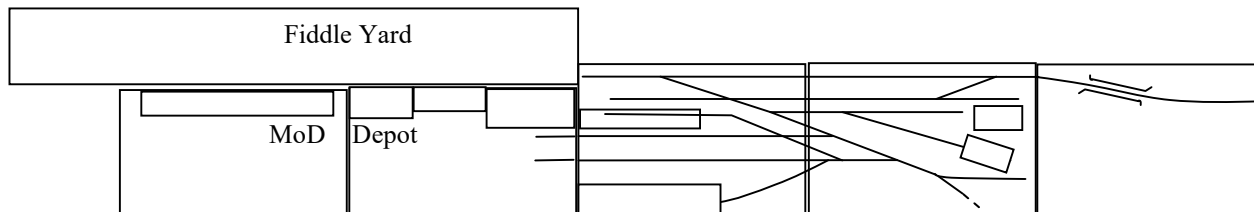
### Layouts:

At present eight fully operational layouts are available for exhibitions, with more on the way. The smaller layouts, together with a number of scenic dioramas that feature within a Devonport Road, are also used to support our demonstrations.

#### 1. Dovington Camp 00 Gauge BR (1990) (17' x 2 6" + 5' operating space) As featured in *British Railway Modelling Dec 16*

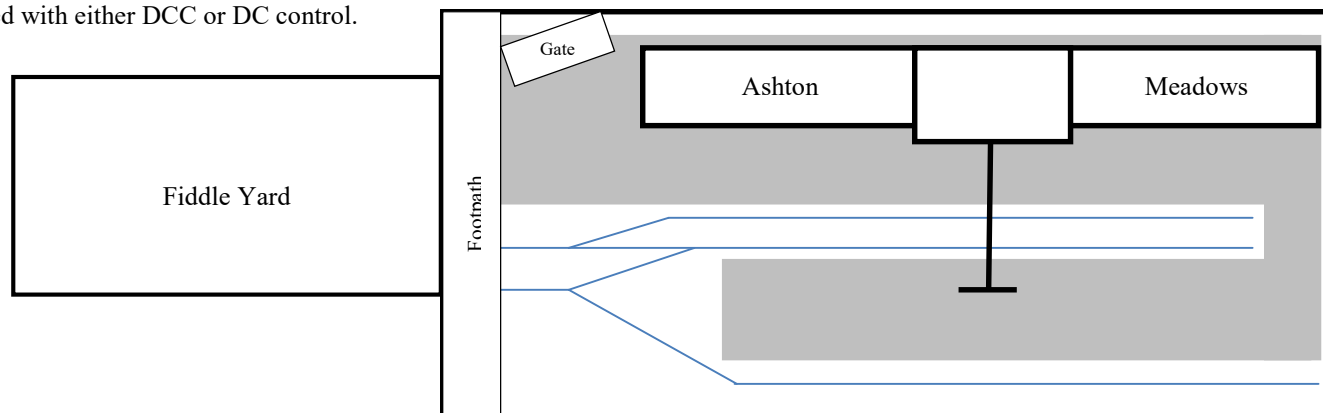
Dovington Camp was developed during WWII as an Army stores & training depot, with quite an extensive rail network. This has been 'rationalised' over time but it still maintains a rail link for the movement of fuel, stores, 'munitions and, of course, a wide variety of military vehicles. It retains an old MoD loco, or two, for shunting within the depot.

It is seen here in the busy period of Operation Desert Storm, with the local Guards brigade on parade. They are done up in their No. 1's for a flying visit from HM The Queen, for the presentation of new Regimental Colours. However, Royal visit or not, the build-up continues and the depot remains very active with trains arriving and departing on a regular basis.



#### 2. Ashton Meadows 00 Gauge Layout displayed alongside a demonstration requiring 8' x 2' table

Ashton Meadows is a small BR Engineers depot, based loosely on the Ashton Meadows facility in Bristol. However, it is generic in its design and can be used as if on any of BR's regions. It is an opportunity to operate some of the vast selection of engineers stock that we have built up over the years and will no doubt involve some yellow painted vehicles as well. The layout is designed to be operated with either DCC or DC control.



Paul Taylor, 01275 871926  
19, Coleridge Vale Road East, Clevedon, BS21 6NS  
Website: [www.claphammodelrail.com](http://www.claphammodelrail.com)

John Anderson, 01275 846470  
72, Brock End, Portishead, BS20 8AS  
Facebook: [www.facebook.com/claphammodelrail/](http://www.facebook.com/claphammodelrail/)

# CLAPHAM

## (CLEvedon And PortisHead Armchair Modellers)

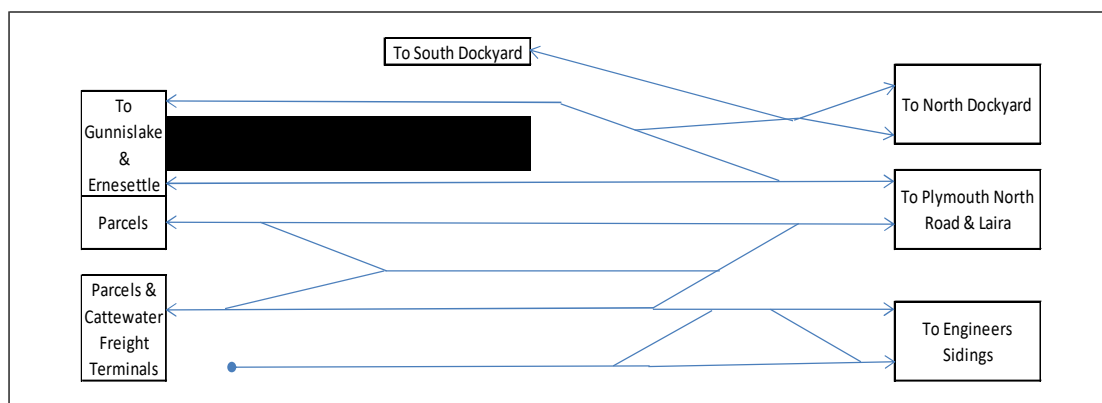
**3. Devonport Road**    00 Gauge    BR (1990)/Privatisation (2005)    *As featured in British Railway Modelling May 18*

As the name suggests Devonport Road is based in the suburbs of Plymouth. The station was the junction of the Southern Railway withered arm into Plymouth and the Great Western branch to Cattewater, the two lines running parallel for a distance to the east of the station until the Southern diverged into Friary and the Great Western continued to Laira Junction.

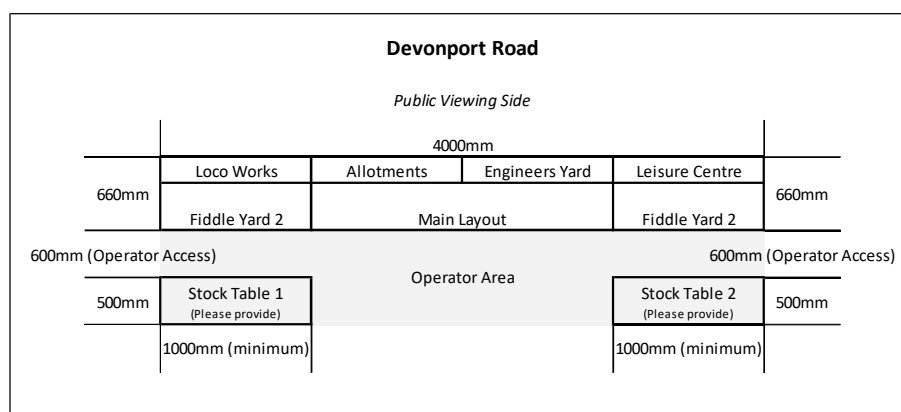
By the late 80's/early 90's and the GW branch is now freight only serving a number of freight terminals in the Cattewater area including fuel oils, bitumen, industrial gases, chemicals, coal, scrap and metals. The GW platforms have now been converted into a parcels station for handling sorted and high security mail and parcels. The short loops you see on the layout (based on those at Pylle Hill in Bristol) are used to quickly marshal parcel vans after loading and unloading for tripping around to North Road station. The sidings to the front of the layout are for the civil engineers and feature all manner of engineering and departmental wagons.

The SR lines are now cut back to Gunnislake, but trains to the MOD armaments depot at Ernesettle pass through the station, as do china clay trains to the plant just south of Bere Ferrers. A strong preservation movement has also set up at the junction station of Bere Alston. Trains of preserved stock are sometimes seen passing Devonport Road.

Plymouth is famous for its naval dockyards at Devonport, home to many of the Royal Navy's surface and subsurface vessels. The "secret" trains to support the submarine fleet are regularly seen at Devonport Road, along with other general stores traffic. The dockyards have however branched out and also use their facilities to repair, repaint and modify a number of railway vehicles including coaches and HST power cars. These vehicles add to the mix of traffic passing through.



The layout is self-standing and occupies a footprint of 4,000mm by 1,800mm (14feet by 6 feet) including operator area and access and stock storage area, as defined by the following plan :



The layout will operate in one of two modes :

1. Late 80's/early 90's DC
2. Mid 2000's DC - *future development*

Paul Taylor,    01275 871926  
19, Coleridge Vale Road East, Clevedon, BS21 6NS  
Website: [www.claphammodelrail.com](http://www.claphammodelrail.com)

John Anderson,    01275 846470  
72, Brock End, Portishead, BS20 8AS  
Facebook: [www.facebook.com/claphammodelrail/](http://www.facebook.com/claphammodelrail/)

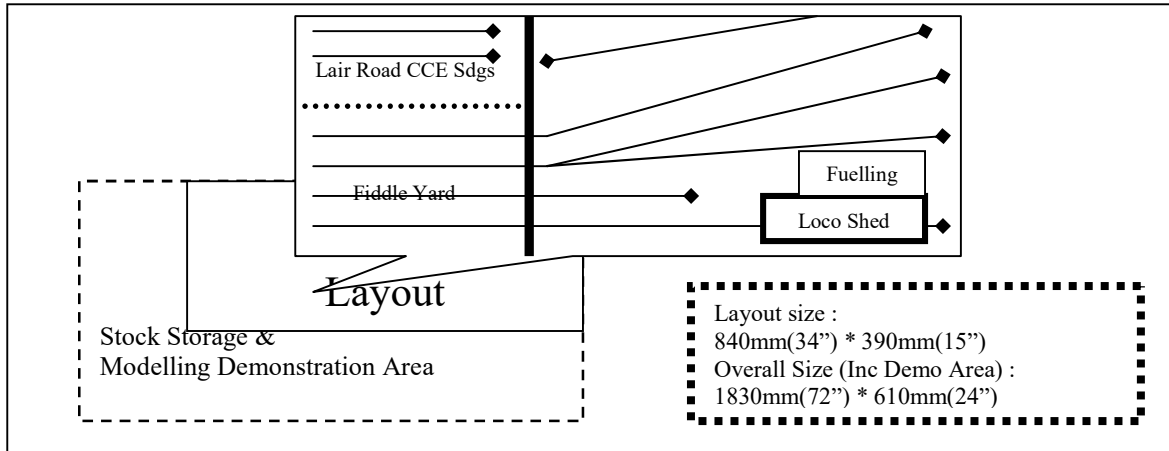
# CLAPHAM

## (CLEvedon And PortisHead Armchair Modellers)

### 4. Harchester Stabling Point 00 Gauge BR (various between 1985 & 2005) *As featured in Railway Modeller*

Where is Harchester ? Well Harchester is located in the Midlands and as such is a focal point for rail activity; not to mention one of the Premiership's great unknowns Harchester United, or the Dragons to their fans, whose home is the Dragon's Lair.

The small locomotive stabling point at Harchester is used by all manner of sectors from Intercity and Parcels to Railfreight Distribution, Coal, Metals, Oil and Construction. In fact only at Saltley in Birmingham could such a variety of motive power have been seen.

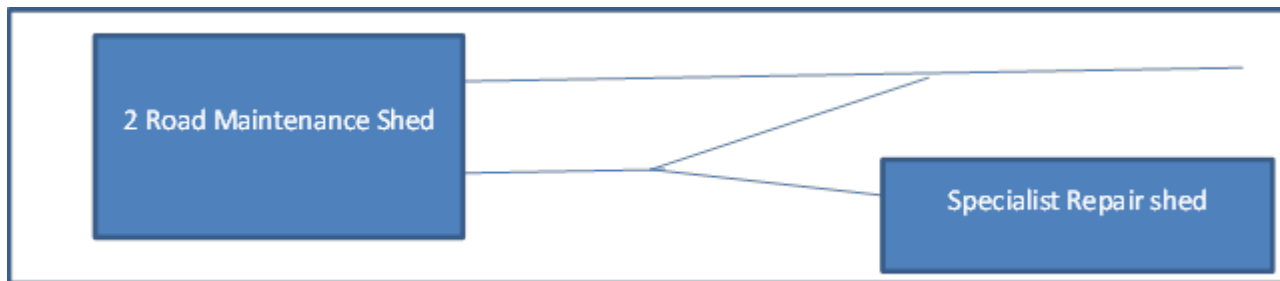


### 5. Devonport Road Loco Works 00 Gauge Private Engineering Works (1985 & 2005) *As featured in British Railway Modelling May 18*

Devonport Road locomotive works was set up on the site of an old BR engineers depot in the early 1990's as an independent works for the repair and maintenance of standard and narrow gauge railway locomotives up to the size of 1000BHP; shunters to you and me, up to the size of a Class 20!

The railway connected part of the works consists of two sheds, a two road general maintenance shed and a single road shed for more specialised work. All manner of shunting locomotives can be seen ranging from ex BR types to purely industrial ones in both standard and narrow gauge.

The layout itself is a micro layout and its long, thin design (100 x 15 cm) is due to it actually forming the front piece to my one of the fiddle yards on my larger layout "Devonport Road". Thus in reality the Locomotive Works is a layout within a layout!



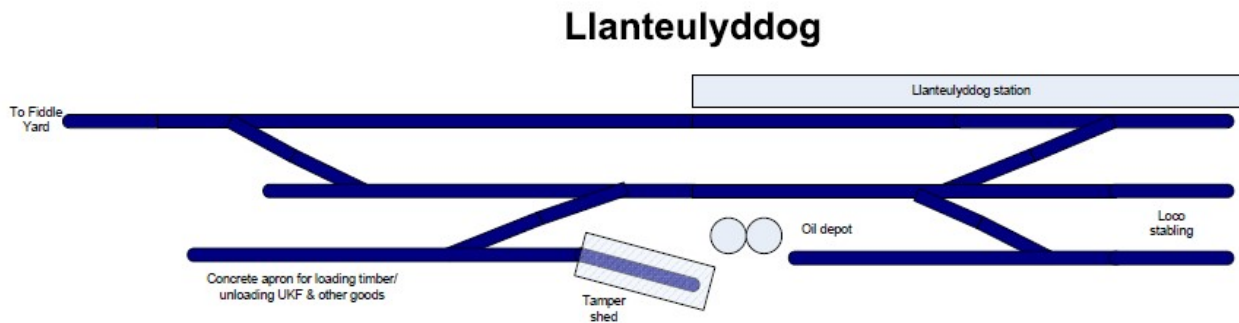


# CLAPHAM

## (CLEvedon And PortisHead Armchair Modellers)

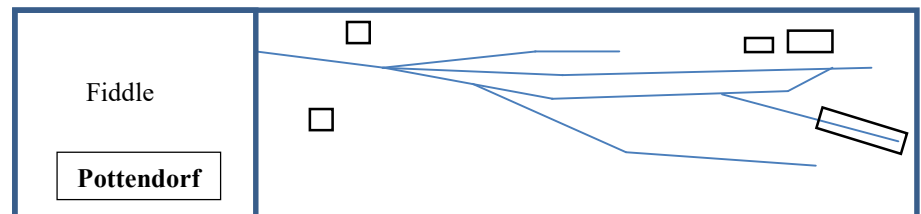
**6. Llanteulyddog** 00 Gauge BR (1985 - 95) (20' x 1') (previously on circuit as Llwydd Town – now updated/revamped)

Llanteulyddog is a busy station located on a triangle to the north of the South Wales mainline *à la* Carmarthen. Indeed operations are very much based on those found at Carmarthen during the late 1980's/early 1990's. However, space is limited and the layout is a representation of what the station might have been if the history of the development of the railways had been slightly different - hence the name change as it does not depict the real railways facilities of Carmarthen. Why 'Llanteulyddog'? Well that was the name in the Middle Ages of the settlement now known as Carmarthen. The railway modeller always retains the right to change history to suit his needs!



**7. Pottendorf** H0 Gauge Germany (1950's) (11' x 2') DCC **As featured in Continental Modeller**

Currently, the layout represents a small rural station in Oberfranken at the end of a long hot summer during the 1950's. Originally built by Tim Hale, the layout will be exhibited in its current format to meet prior commitments including SEDAN, Railex (Aylesbury), Derby, and Warley during 2019/2020. At the same time, developments are being made that will allow the layout to move across the continent with the use of different buildings and rolling stock. Watch this space but available in the meantime in its current format.



**8. Nichtenschinkenwald** Z Gauge Germany (1980's) (18" x 12")

Who says they don't have the space for a model railway. A folder figure of 8 layout that can accompany a demonstration.

**Demos:** A range of different demonstrations can be provided to suit individual needs, from a minimum of 8' to 18'+ long. These require tables and chairs (for us and seats for the public in front if at all possible). Demonstrations include project modelling, examples of completed/in construction models across a wide range of Modern Modelling techniques, often taking inspiration from other modelling arenas. They can be supported by micro layouts (either operational with a small demo or semi operational with a full demo). Please ask for further information.

**Please note:-**

- **All options, including layouts, require one vehicle and two operators**
- **Expenses are kept to a minimum and are based on fuel costs and other incidentals**
- **Any location will be considered. The team are happy to commute reasonable distances but for longer trips, e.g. greater than one hour, overnight accommodation may be required**
- **Insurance cover will be required to cover layouts, stock and computers**

Paul Taylor, 01275 871926  
19, Coleridge Vale Road East, Clevedon, BS21 6NS  
Website: [www.claphammodelrail.com](http://www.claphammodelrail.com)

John Anderson, 01275 846470  
72, Brock End, Portishead, BS20 8AS  
Facebook: [www.facebook.com/claphammodelrail/](http://www.facebook.com/claphammodelrail/)

# CLAPHAM

## (CLEvedon And PortisHead Armchair Modellers)

### Notes for Exhibition Managers

In addition to exhibiting their layouts on the exhibition circuit, which they have been doing for many years, John & Paul now also perform 'demonstrations' around the theme of 'Modern Modelling' and have been regulars at both the Warley NEC and Model Rail Scotland shows in the past. The 'demonstrations', usually supported by a micro layout and examples of current projects, are unlike traditional demonstrations; instead being more akin to an online forum, encouraging members of the public to sit down and discuss any aspects of modern modelling. Presentation projects can include diesel detailing, coaching stock, wagon building, figure painting and building construction.

A number of options are available to exhibition managers, with a package to suit all sizes of exhibition. These include both full layouts and demonstration/micro layout combinations. Please contact either John or Paul for more details of what can be offered to meet your needs.

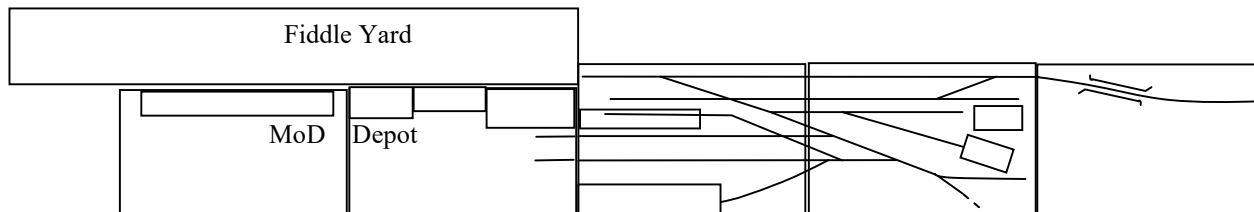
### Layouts:

At present eight fully operational layouts are available for exhibitions, with more on the way. The smaller layouts, together with a number of scenic dioramas that feature within a Devonport Road, are also used to support our demonstrations.

#### 1. Dovington Camp 00 Gauge BR (1990) (17' x 2 6" + 5' operating space) As featured in *British Railway Modelling Dec 16*

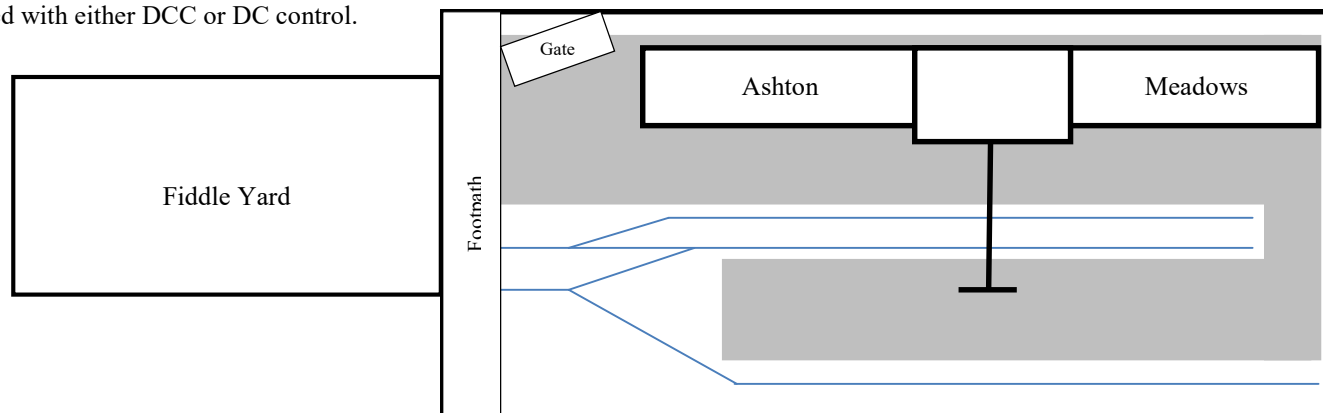
Dovington Camp was developed during WWII as an Army stores & training depot, with quite an extensive rail network. This has been 'rationalised' over time but it still maintains a rail link for the movement of fuel, stores, 'munitions and, of course, a wide variety of military vehicles. It retains an old MoD loco, or two, for shunting within the depot.

It is seen here in the busy period of Operation Desert Storm, with the local Guards brigade on parade. They are done up in their No. 1's for a flying visit from HM The Queen, for the presentation of new Regimental Colours. However, Royal visit or not, the build-up continues and the depot remains very active with trains arriving and departing on a regular basis.



#### 2. Ashton Meadows 00 Gauge Layout displayed alongside a demonstration requiring 8' x 2' table

Ashton Meadows is a small BR Engineers depot, based loosely on the Ashton Meadows facility in Bristol. However, it is generic in its design and can be used as if on any of BR's regions. It is an opportunity to operate some of the vast selection of engineers stock that we have built up over the years and will no doubt involve some yellow painted vehicles as well. The layout is designed to be operated with either DCC or DC control.



Paul Taylor, 01275 871926  
19, Coleridge Vale Road East, Clevedon, BS21 6NS  
Website: [www.claphammodelrail.com](http://www.claphammodelrail.com)

John Anderson, 01275 846470  
72, Brock End, Portishead, BS20 8AS  
Facebook: [www.facebook.com/claphammodelrail/](http://www.facebook.com/claphammodelrail/)

# CLAPHAM

## (CLEvedon And PortisHead Armchair Modellers)

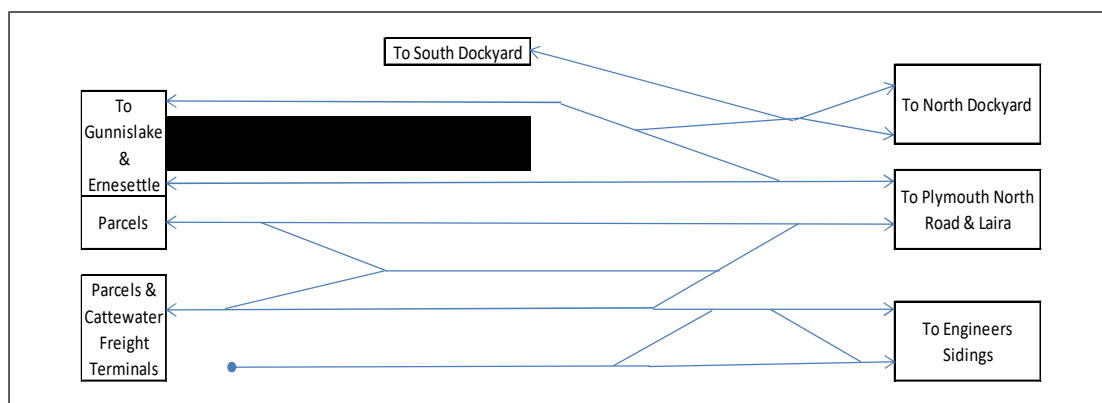
**3. Devonport Road**    00 Gauge    BR (1990)/Privatisation (2005)    *As featured in British Railway Modelling May 18*

As the name suggests Devonport Road is based in the suburbs of Plymouth. The station was the junction of the Southern Railway withered arm into Plymouth and the Great Western branch to Cattewater, the two lines running parallel for a distance to the east of the station until the Southern diverged into Friary and the Great Western continued to Laira Junction.

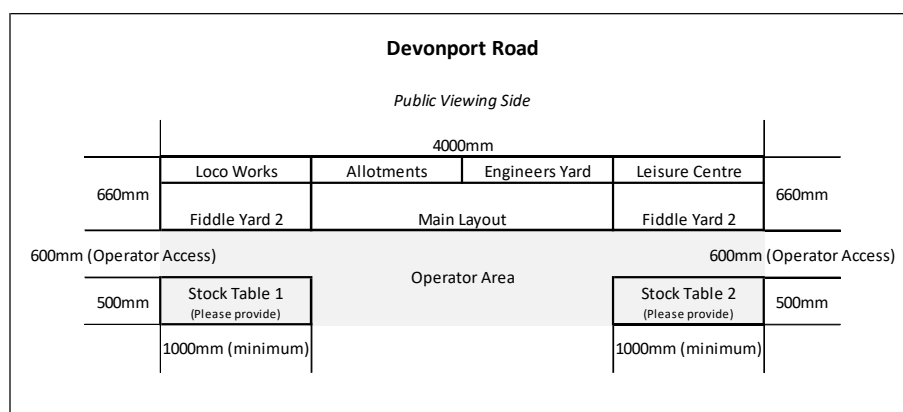
By the late 80's/early 90's and the GW branch is now freight only serving a number of freight terminals in the Cattewater area including fuel oils, bitumen, industrial gases, chemicals, coal, scrap and metals. The GW platforms have now been converted into a parcels station for handling sorted and high security mail and parcels. The short loops you see on the layout (based on those at Pylle Hill in Bristol) are used to quickly marshal parcel vans after loading and unloading for tripping around to North Road station. The sidings to the front of the layout are for the civil engineers and feature all manner of engineering and departmental wagons.

The SR lines are now cut back to Gunnislake, but trains to the MOD armaments depot at Ernesettle pass through the station, as do china clay trains to the plant just south of Bere Ferrers. A strong preservation movement has also set up at the junction station of Bere Alston. Trains of preserved stock are sometimes seen passing Devonport Road.

Plymouth is famous for its naval dockyards at Devonport, home to many of the Royal Navy's surface and subsurface vessels. The "secret" trains to support the submarine fleet are regularly seen at Devonport Road, along with other general stores traffic. The dockyards have however branched out and also use their facilities to repair, repaint and modify a number of railway vehicles including coaches and HST power cars. These vehicles add to the mix of traffic passing through.



The layout is self-standing and occupies a footprint of 4,000mm by 1,800mm (14feet by 6 feet) including operator area and access and stock storage area, as defined by the following plan :



The layout will operate in one of two modes :

1. Late 80's/early 90's DC
2. Mid 2000's DC - *future development*

Paul Taylor,    01275 871926  
19, Coleridge Vale Road East, Clevedon, BS21 6NS  
Website: [www.claphammodelrail.com](http://www.claphammodelrail.com)

John Anderson,    01275 846470  
72, Brock End, Portishead, BS20 8AS  
Facebook: [www.facebook.com/claphammodelrail/](http://www.facebook.com/claphammodelrail/)

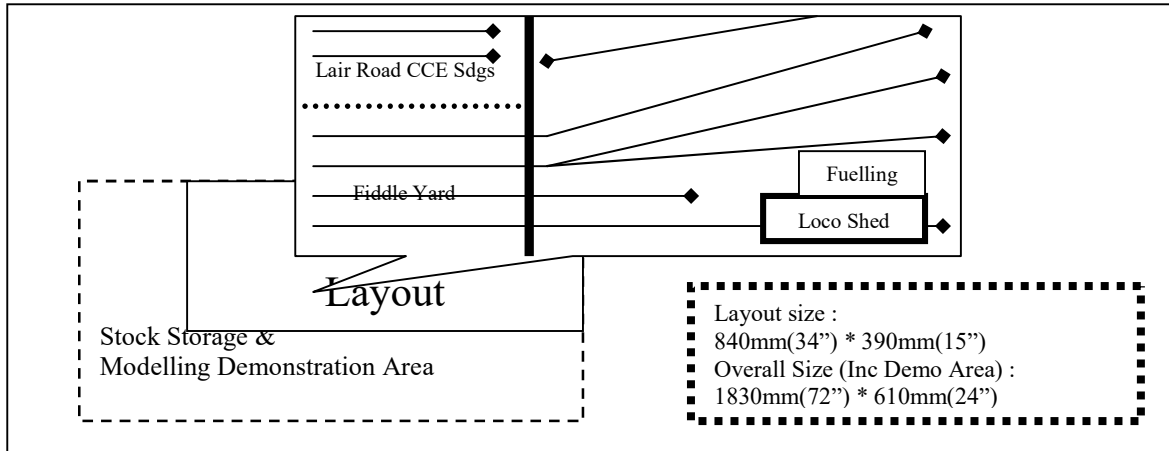
# CLAPHAM

## (CLEvedon And PortisHead Armchair Modellers)

### 4. Harchester Stabling Point 00 Gauge BR (various between 1985 & 2005) *As featured in Railway Modeller*

Where is Harchester ? Well Harchester is located in the Midlands and as such is a focal point for rail activity; not to mention one of the Premiership's great unknowns Harchester United, or the Dragons to their fans, whose home is the Dragon's Lair.

The small locomotive stabling point at Harchester is used by all manner of sectors from Intercity and Parcels to Railfreight Distribution, Coal, Metals, Oil and Construction. In fact only at Saltley in Birmingham could such a variety of motive power have been seen.

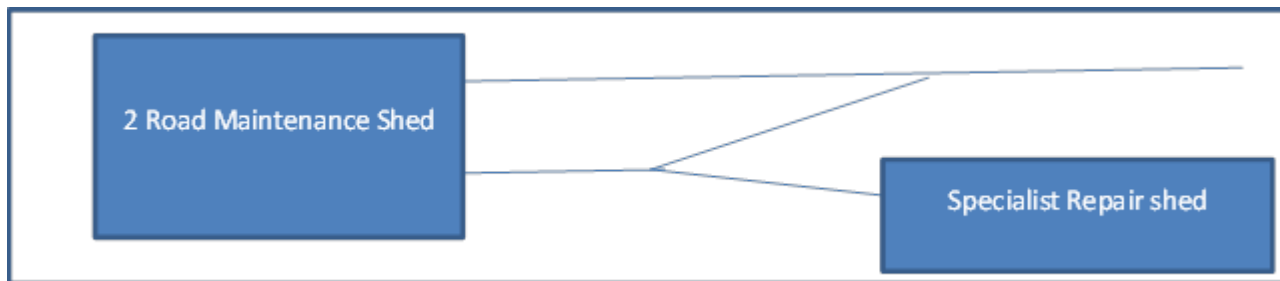


### 5. Devonport Road Loco Works 00 Gauge Private Engineering Works (1985 & 2005) *As featured in British Railway Modelling May 18*

Devonport Road locomotive works was set up on the site of an old BR engineers depot in the early 1990's as an independent works for the repair and maintenance of standard and narrow gauge railway locomotives up to the size of 1000BHP; shunters to you and me, up to the size of a Class 20!

The railway connected part of the works consists of two sheds, a two road general maintenance shed and a single road shed for more specialised work. All manner of shunting locomotives can be seen ranging from ex BR types to purely industrial ones in both standard and narrow gauge.

The layout itself is a micro layout and its long, thin design (100 x 15 cm) is due to it actually forming the front piece to my one of the fiddle yards on my larger layout "Devonport Road". Thus in reality the Locomotive Works is a layout within a layout!

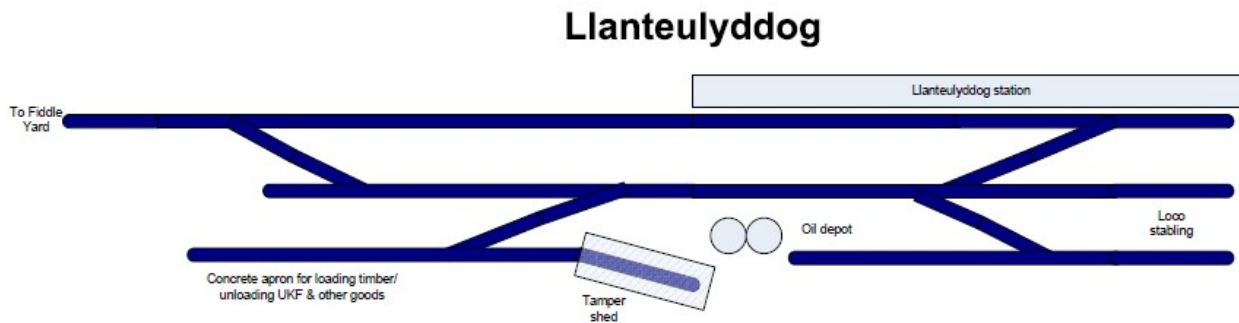


# CLAPHAM

## (CLEvedon And PortisHead Armchair Modellers)

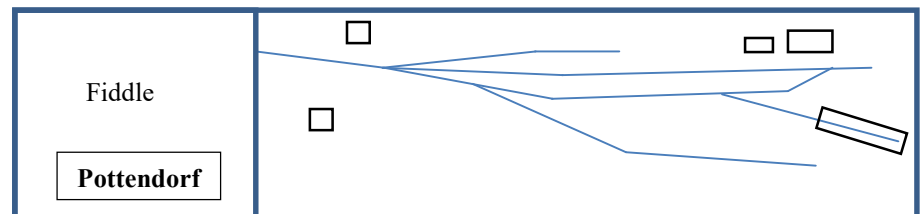
**6. Llanteulyddog** 00 Gauge BR (1985 - 95) (20' x 1') (previously on circuit as Llwydd Town – now updated/revamped)

Llanteulyddog is a busy station located on a triangle to the north of the South Wales mainline *à la* Carmarthen. Indeed operations are very much based on those found at Carmarthen during the late 1980's/early 1990's. However, space is limited and the layout is a representation of what the station might have been if the history of the development of the railways had been slightly different - hence the name change as it does not depict the real railways facilities of Carmarthen. Why 'Llanteulyddog'? Well that was the name in the Middle Ages of the settlement now known as Carmarthen. The railway modeller always retains the right to change history to suit his needs!



**7. Pottendorf** H0 Gauge Germany (1950's) (11' x 2') DCC **As featured in Continental Modeller**

Currently, the layout represents a small rural station in Oberfranken at the end of a long hot summer during the 1950's. Originally built by Tim Hale, the layout will be exhibited in its current format to meet prior commitments including SEDAN, Railex (Aylesbury), Derby, and Warley during 2019/2020. At the same time, developments are being made that will allow the layout to move across the continent with the use of different buildings and rolling stock. Watch this space but available in the meantime in its current format.



**8. Nichtenschinkenwald** Z Gauge Germany (1980's) (18" x 12")

Who says they don't have the space for a model railway. A folder figure of 8 layout that can accompany a demonstration.

**Demos:** A range of different demonstrations can be provided to suit individual needs, from a minimum of 8' to 18'+ long. These require tables and chairs (for us and seats for the public in front if at all possible). Demonstrations include project modelling, examples of completed/in construction models across a wide range of Modern Modelling techniques, often taking inspiration from other modelling arenas. They can be supported by micro layouts (either operational with a small demo or semi operational with a full demo). Please ask for further information.

**Please note:-**

- **All options, including layouts, require one vehicle and two operators**
- **Expenses are kept to a minimum and are based on fuel costs and other incidentals**
- **Any location will be considered. The team are happy to commute reasonable distances but for longer trips, e.g. greater than one hour, overnight accommodation may be required**
- **Insurance cover will be required to cover layouts, stock and computers**

Paul Taylor, 01275 871926  
19, Coleridge Vale Road East, Clevedon, BS21 6NS  
Website: [www.claphammodelrail.com](http://www.claphammodelrail.com)

John Anderson, 01275 846470  
72, Brock End, Portishead, BS20 8AS  
Facebook: [www.facebook.com/claphammodelrail/](http://www.facebook.com/claphammodelrail/)

# CLAPHAM

## (CLEvedon And PortisHead Armchair Modellers)

### Notes for Exhibition Managers

In addition to exhibiting their layouts on the exhibition circuit, which they have been doing for many years, John & Paul now also perform 'demonstrations' around the theme of 'Modern Modelling' and have been regulars at both the Warley NEC and Model Rail Scotland shows in the past. The 'demonstrations', usually supported by a micro layout and examples of current projects, are unlike traditional demonstrations; instead being more akin to an online forum, encouraging members of the public to sit down and discuss any aspects of modern modelling. Presentation projects can include diesel detailing, coaching stock, wagon building, figure painting and building construction.

A number of options are available to exhibition managers, with a package to suit all sizes of exhibition. These include both full layouts and demonstration/micro layout combinations. Please contact either John or Paul for more details of what can be offered to meet your needs.

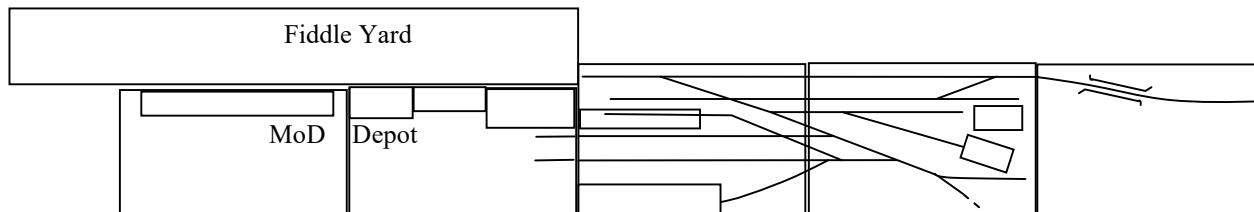
### Layouts:

At present eight fully operational layouts are available for exhibitions, with more on the way. The smaller layouts, together with a number of scenic dioramas that feature within a Devonport Road, are also used to support our demonstrations.

#### 1. Dovington Camp 00 Gauge BR (1990) (17' x 2 6" + 5' operating space) As featured in *British Railway Modelling Dec 16*

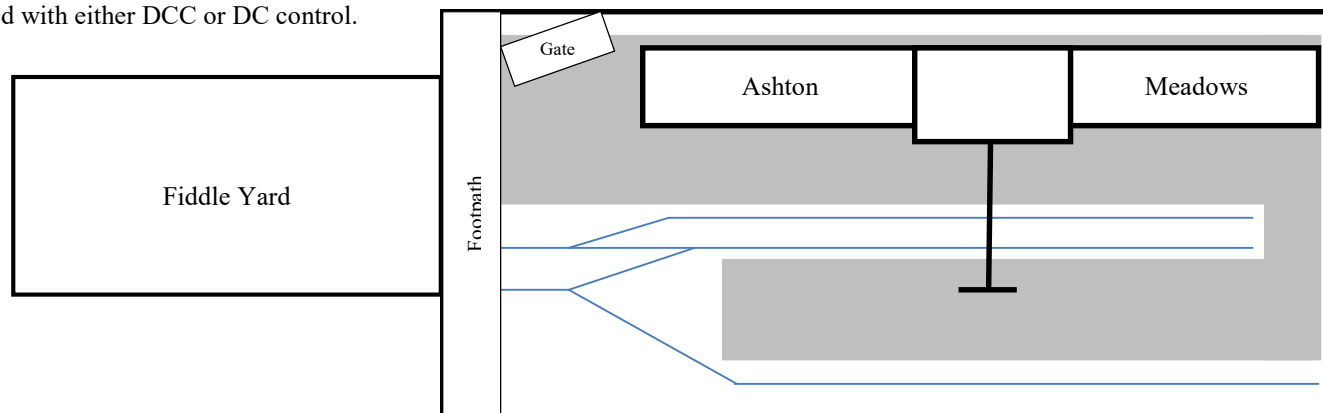
Dovington Camp was developed during WWII as an Army stores & training depot, with quite an extensive rail network. This has been 'rationalised' over time but it still maintains a rail link for the movement of fuel, stores, 'munitions and, of course, a wide variety of military vehicles. It retains an old MoD loco, or two, for shunting within the depot.

It is seen here in the busy period of Operation Desert Storm, with the local Guards brigade on parade. They are done up in their No. 1's for a flying visit from HM The Queen, for the presentation of new Regimental Colours. However, Royal visit or not, the build-up continues and the depot remains very active with trains arriving and departing on a regular basis.



#### 2. Ashton Meadows 00 Gauge Layout displayed alongside a demonstration requiring 8' x 2' table

Ashton Meadows is a small BR Engineers depot, based loosely on the Ashton Meadows facility in Bristol. However, it is generic in its design and can be used as if on any of BR's regions. It is an opportunity to operate some of the vast selection of engineers stock that we have built up over the years and will no doubt involve some yellow painted vehicles as well. The layout is designed to be operated with either DCC or DC control.



Paul Taylor, 01275 871926  
19, Coleridge Vale Road East, Clevedon, BS21 6NS  
Website: [www.claphammodelrail.com](http://www.claphammodelrail.com)

John Anderson, 01275 846470  
72, Brock End, Portishead, BS20 8AS  
Facebook: [www.facebook.com/claphammodelrail/](http://www.facebook.com/claphammodelrail/)

# CLAPHAM

## (CLEvedon And PortisHead Armchair Modellers)

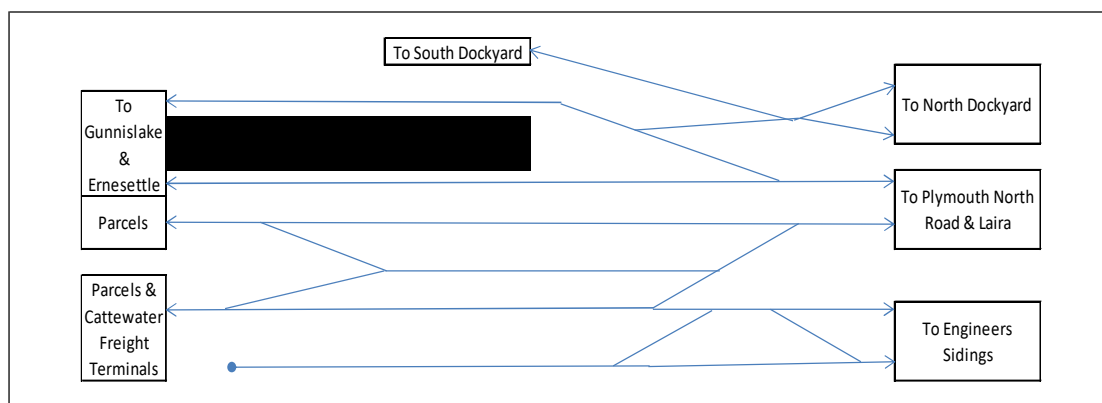
**3. Devonport Road**    00 Gauge    BR (1990)/Privatisation (2005)    *As featured in British Railway Modelling May 18*

As the name suggests Devonport Road is based in the suburbs of Plymouth. The station was the junction of the Southern Railway withered arm into Plymouth and the Great Western branch to Cattewater, the two lines running parallel for a distance to the east of the station until the Southern diverged into Friary and the Great Western continued to Laira Junction.

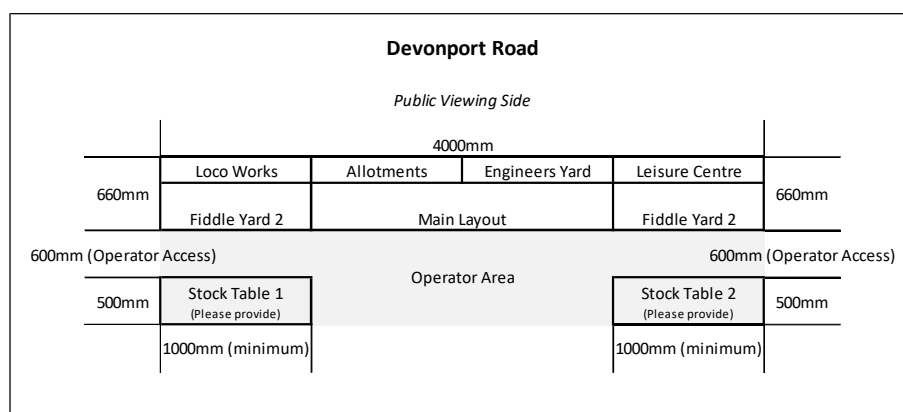
By the late 80's/early 90's and the GW branch is now freight only serving a number of freight terminals in the Cattewater area including fuel oils, bitumen, industrial gases, chemicals, coal, scrap and metals. The GW platforms have now been converted into a parcels station for handling sorted and high security mail and parcels. The short loops you see on the layout (based on those at Pylle Hill in Bristol) are used to quickly marshal parcel vans after loading and unloading for tripping around to North Road station. The sidings to the front of the layout are for the civil engineers and feature all manner of engineering and departmental wagons.

The SR lines are now cut back to Gunnislake, but trains to the MOD armaments depot at Ernesettle pass through the station, as do china clay trains to the plant just south of Bere Ferrers. A strong preservation movement has also set up at the junction station of Bere Alston. Trains of preserved stock are sometimes seen passing Devonport Road.

Plymouth is famous for its naval dockyards at Devonport, home to many of the Royal Navy's surface and subsurface vessels. The "secret" trains to support the submarine fleet are regularly seen at Devonport Road, along with other general stores traffic. The dockyards have however branched out and also use their facilities to repair, repaint and modify a number of railway vehicles including coaches and HST power cars. These vehicles add to the mix of traffic passing through.



The layout is self-standing and occupies a footprint of 4,000mm by 1,800mm (14feet by 6 feet) including operator area and access and stock storage area, as defined by the following plan :



The layout will operate in one of two modes :

1. Late 80's/early 90's DC
2. Mid 2000's DC - *future development*

Paul Taylor,    01275 871926  
 19, Coleridge Vale Road East, Clevedon, BS21 6NS  
 Website: [www.claphammodelrail.com](http://www.claphammodelrail.com)

John Anderson,    01275 846470  
 72, Brock End, Portishead, BS20 8AS  
 Facebook: [www.facebook.com/claphammodelrail/](http://www.facebook.com/claphammodelrail/)



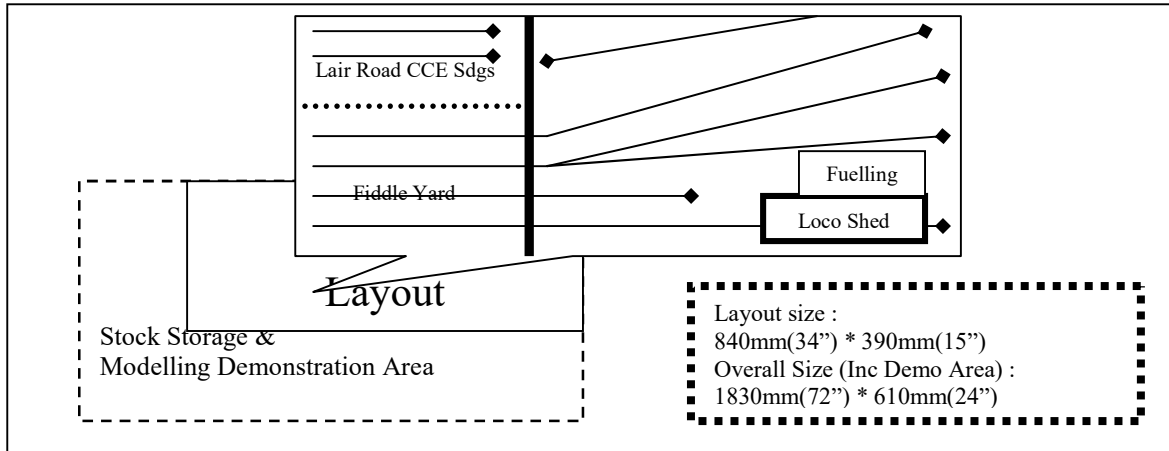
# CLAPHAM

## (CLEvedon And PortisHead Armchair Modellers)

### 4. Harchester Stabling Point 00 Gauge BR (various between 1985 & 2005) *As featured in Railway Modeller*

Where is Harchester ? Well Harchester is located in the Midlands and as such is a focal point for rail activity; not to mention one of the Premiership's great unknowns Harchester United, or the Dragons to their fans, whose home is the Dragon's Lair.

The small locomotive stabling point at Harchester is used by all manner of sectors from Intercity and Parcels to Railfreight Distribution, Coal, Metals, Oil and Construction. In fact only at Saltley in Birmingham could such a variety of motive power have been seen.



### 5. Devonport Road Loco Works 00 Gauge Private Engineering Works (1985 & 2005) *As featured in British Railway Modelling May 18*

Devonport Road locomotive works was set up on the site of an old BR engineers depot in the early 1990's as an independent works for the repair and maintenance of standard and narrow gauge railway locomotives up to the size of 1000BHP; shunters to you and me, up to the size of a Class 20!

The railway connected part of the works consists of two sheds, a two road general maintenance shed and a single road shed for more specialised work. All manner of shunting locomotives can be seen ranging from ex BR types to purely industrial ones in both standard and narrow gauge.

The layout itself is a micro layout and its long, thin design (100 x 15 cm) is due to it actually forming the front piece to my one of the fiddle yards on my larger layout "Devonport Road". Thus in reality the Locomotive Works is a layout within a layout!

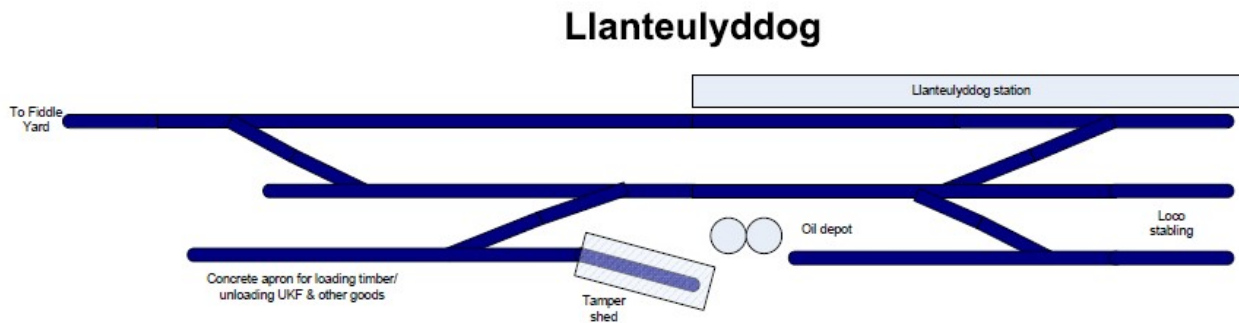


# CLAPHAM

## (CLEvedon And PortisHead Armchair Modellers)

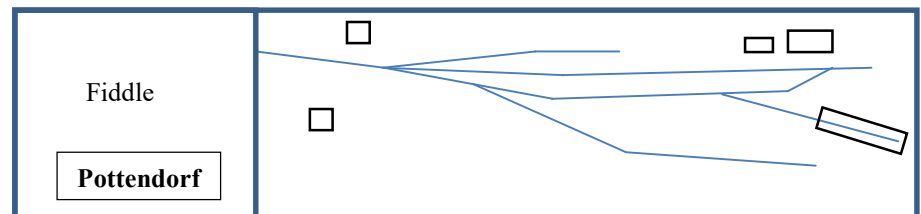
### 6. Llanteulyddog 00 Gauge BR (1985 - 95) (20' x 1') (previously on circuit as Llwydd Town – now updated/revamped)

Llanteulyddog is a busy station located on a triangle to the north of the South Wales mainline *à la* Carmarthen. Indeed operations are very much based on those found at Carmarthen during the late 1980's/early 1990's. However, space is limited and the layout is a representation of what the station might have been if the history of the development of the railways had been slightly different - hence the name change as it does not depict the real railways facilities of Carmarthen. Why 'Llanteulyddog'? Well that was the name in the Middle Ages of the settlement now known as Carmarthen. The railway modeller always retains the right to change history to suit his needs!



### 7. Pottendorf H0 Gauge Germany (1950's) (11' x 2') DCC As featured in Continental Modeller

Currently, the layout represents a small rural station in Oberfranken at the end of a long hot summer during the 1950's. Originally built by Tim Hale, the layout will be exhibited in its current format to meet prior commitments including SEDAN, Railex (Aylesbury), Derby, and Warley during 2019/2020. At the same time, developments are being made that will allow the layout to move across the continent with the use of different buildings and rolling stock. Watch this space but available in the meantime in its current format.



### 8. Nichtenschinkenwald Z Gauge Germany (1980's) (18" x 12")

Who says they don't have the space for a model railway. A folder figure of 8 layout that can accompany a demonstration.

**Demos:** A range of different demonstrations can be provided to suit individual needs, from a minimum of 8' to 18'+ long. These require tables and chairs (for us and seats for the public in front if at all possible). Demonstrations include project modelling, examples of completed/in construction models across a wide range of Modern Modelling techniques, often taking inspiration from other modelling arenas. They can be supported by micro layouts (either operational with a small demo or semi operational with a full demo). Please ask for further information.

#### Please note:-

- *All options, including layouts, require one vehicle and two operators*
- *Expenses are kept to a minimum and are based on fuel costs and other incidentals*
- *Any location will be considered. The team are happy to commute reasonable distances but for longer trips, e.g. greater than one hour, overnight accommodation may be required*
- *Insurance cover will be required to cover layouts, stock and computers*

Paul Taylor, 01275 871926  
19, Coleridge Vale Road East, Clevedon, BS21 6NS  
Website: [www.claphammodelrail.com](http://www.claphammodelrail.com)

John Anderson, 01275 846470  
72, Brock End, Portishead, BS20 8AS  
Facebook: [www.facebook.com/claphammodelrail/](http://www.facebook.com/claphammodelrail/)

# CLAPHAM

## (CLEvedon And PortisHead Armchair Modellers)

### Notes for Exhibition Managers

In addition to exhibiting their layouts on the exhibition circuit, which they have been doing for many years, John & Paul now also perform 'demonstrations' around the theme of 'Modern Modelling' and have been regulars at both the Warley NEC and Model Rail Scotland shows in the past. The 'demonstrations', usually supported by a micro layout and examples of current projects, are unlike traditional demonstrations; instead being more akin to an online forum, encouraging members of the public to sit down and discuss any aspects of modern modelling. Presentation projects can include diesel detailing, coaching stock, wagon building, figure painting and building construction.

A number of options are available to exhibition managers, with a package to suit all sizes of exhibition. These include both full layouts and demonstration/micro layout combinations. Please contact either John or Paul for more details of what can be offered to meet your needs.

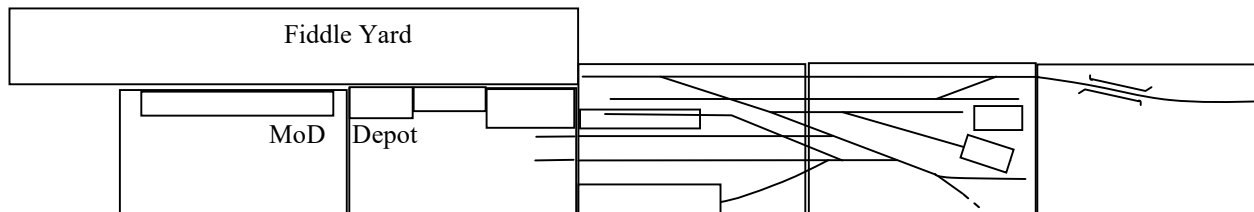
### Layouts:

At present eight fully operational layouts are available for exhibitions, with more on the way. The smaller layouts, together with a number of scenic dioramas that feature within a Devonport Road, are also used to support our demonstrations.

#### 1. Dovington Camp 00 Gauge BR (1990) (17' x 2 6" + 5' operating space) As featured in *British Railway Modelling Dec 16*

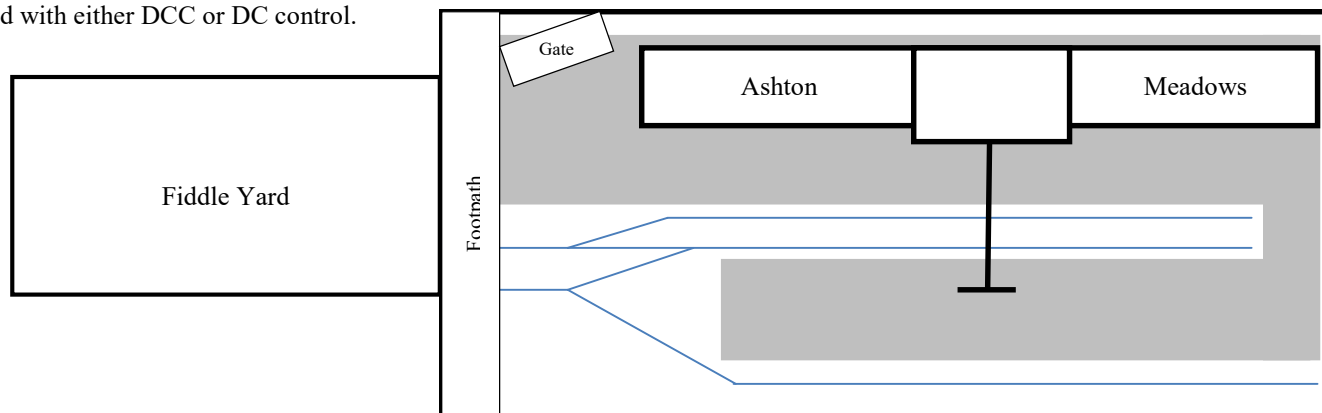
Dovington Camp was developed during WWII as an Army stores & training depot, with quite an extensive rail network. This has been 'rationalised' over time but it still maintains a rail link for the movement of fuel, stores, 'munitions and, of course, a wide variety of military vehicles. It retains an old MoD loco, or two, for shunting within the depot.

It is seen here in the busy period of Operation Desert Storm, with the local Guards brigade on parade. They are done up in their No. 1's for a flying visit from HM The Queen, for the presentation of new Regimental Colours. However, Royal visit or not, the build-up continues and the depot remains very active with trains arriving and departing on a regular basis.



#### 2. Ashton Meadows 00 Gauge Layout displayed alongside a demonstration requiring 8' x 2' table

Ashton Meadows is a small BR Engineers depot, based loosely on the Ashton Meadows facility in Bristol. However, it is generic in its design and can be used as if on any of BR's regions. It is an opportunity to operate some of the vast selection of engineers stock that we have built up over the years and will no doubt involve some yellow painted vehicles as well. The layout is designed to be operated with either DCC or DC control.



# CLAPHAM

## (CLEvedon And PortisHead Armchair Modellers)

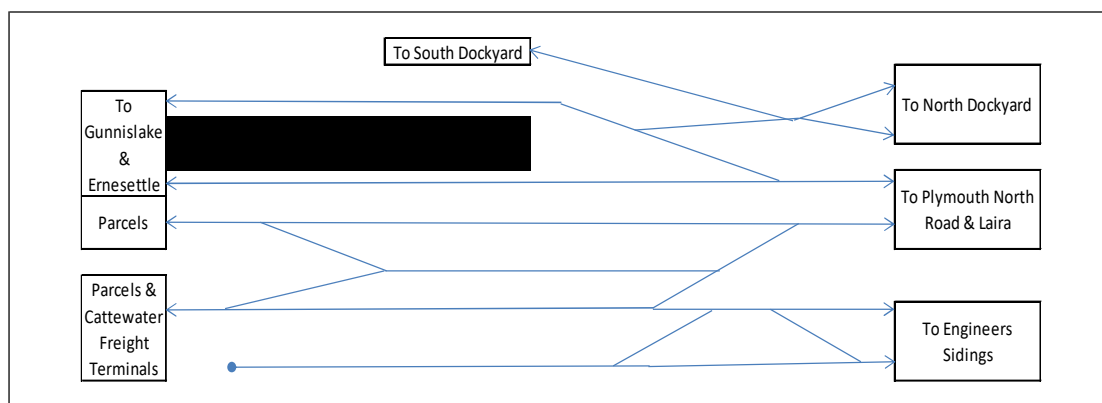
**3. Devonport Road**    00 Gauge    BR (1990)/Privatisation (2005)    *As featured in British Railway Modelling May 18*

As the name suggests Devonport Road is based in the suburbs of Plymouth. The station was the junction of the Southern Railway withered arm into Plymouth and the Great Western branch to Cattewater, the two lines running parallel for a distance to the east of the station until the Southern diverged into Friary and the Great Western continued to Laira Junction.

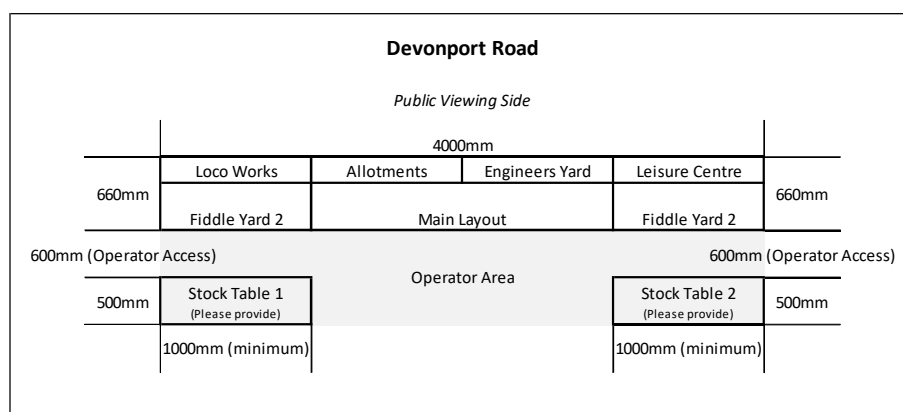
By the late 80's/early 90's and the GW branch is now freight only serving a number of freight terminals in the Cattewater area including fuel oils, bitumen, industrial gases, chemicals, coal, scrap and metals. The GW platforms have now been converted into a parcels station for handling sorted and high security mail and parcels. The short loops you see on the layout (based on those at Pylle Hill in Bristol) are used to quickly marshal parcel vans after loading and unloading for tripping around to North Road station. The sidings to the front of the layout are for the civil engineers and feature all manner of engineering and departmental wagons.

The SR lines are now cut back to Gunnislake, but trains to the MOD armaments depot at Ernesettle pass through the station, as do china clay trains to the plant just south of Bere Ferrers. A strong preservation movement has also set up at the junction station of Bere Alston. Trains of preserved stock are sometimes seen passing Devonport Road.

Plymouth is famous for its naval dockyards at Devonport, home to many of the Royal Navy's surface and subsurface vessels. The "secret" trains to support the submarine fleet are regularly seen at Devonport Road, along with other general stores traffic. The dockyards have however branched out and also use their facilities to repair, repaint and modify a number of railway vehicles including coaches and HST power cars. These vehicles add to the mix of traffic passing through.



The layout is self-standing and occupies a footprint of 4,000mm by 1,800mm (14feet by 6 feet) including operator area and access and stock storage area, as defined by the following plan :



The layout will operate in one of two modes :

1. Late 80's/early 90's DC
2. Mid 2000's DC - *future development*

Paul Taylor,    01275 871926  
 19, Coleridge Vale Road East, Clevedon, BS21 6NS  
 Website: [www.claphammodelrail.com](http://www.claphammodelrail.com)

John Anderson,    01275 846470  
 72, Brock End, Portishead, BS20 8AS  
 Facebook: [www.facebook.com/claphammodelrail/](http://www.facebook.com/claphammodelrail/)

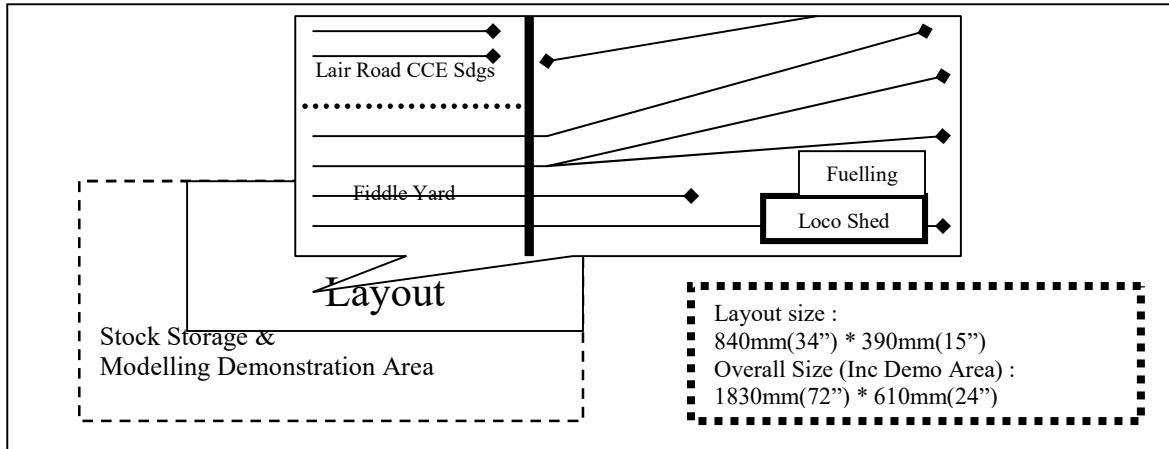
# CLAPHAM

## (CLEvedon And PortisHead Armchair Modellers)

**4. Harchester Stabling Point** 00 Gauge BR (various between 1985 & 2005) *As featured in Railway Modeller*

Where is Harchester ? Well Harchester is located in the Midlands and as such is a focal point for rail activity; not to mention one of the Premiership's great unknowns Harchester United, or the Dragons to their fans, whose home is the Dragon's Lair.

The small locomotive stabling point at Harchester is used by all manner of sectors from Intercity and Parcels to Railfreight Distribution, Coal, Metals, Oil and Construction. In fact only at Saltley in Birmingham could such a variety of motive power have been seen.



**5. Devonport Road Loco Works** 00 Gauge Private Engineering Works (1985 & 2005) *As featured in British Railway Modelling May 18*

Devonport Road locomotive works was set up on the site of an old BR engineers depot in the early 1990's as an independent works for the repair and maintenance of standard and narrow gauge railway locomotives up to the size of 1000BHP; shunters to you and me, up to the size of a Class 20!

The railway connected part of the works consists of two sheds, a two road general maintenance shed and a single road shed for more specialised work. All manner of shunting locomotives can be seen ranging from ex BR types to purely industrial ones in both standard and narrow gauge.

The layout itself is a micro layout and its long, thin design (100 x 15 cm) is due to it actually forming the front piece to my one of the fiddle yards on my larger layout "Devonport Road". Thus in reality the Locomotive Works is a layout within a layout!

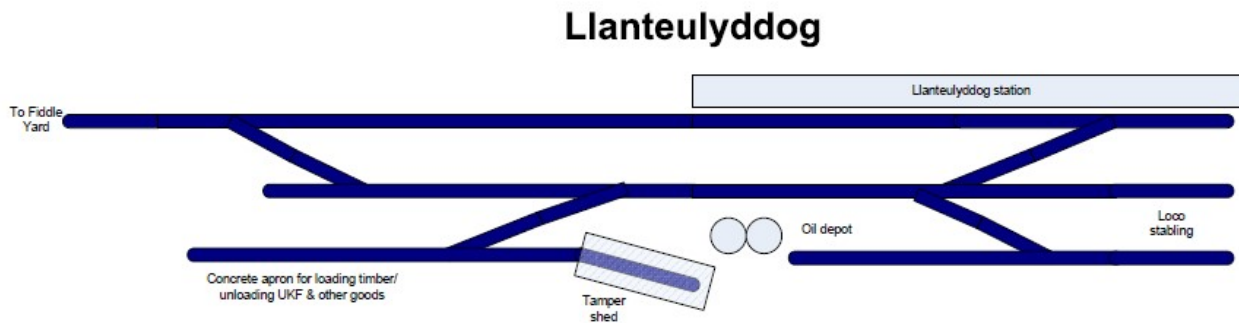


# CLAPHAM

## (CLEvedon And PortisHead Armchair Modellers)

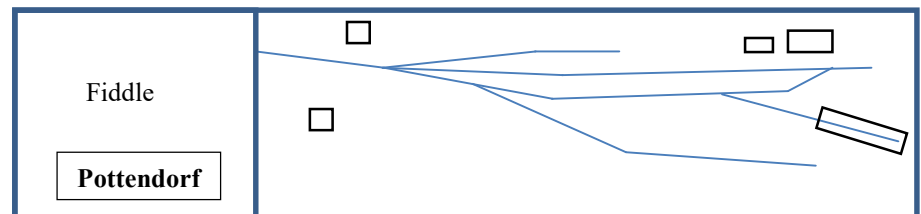
**6. Llanteulyddog** 00 Gauge BR (1985 - 95) (20' x 1') (previously on circuit as Llwydd Town – now updated/revamped)

Llanteulyddog is a busy station located on a triangle to the north of the South Wales mainline *à la* Carmarthen. Indeed operations are very much based on those found at Carmarthen during the late 1980's/early 1990's. However, space is limited and the layout is a representation of what the station might have been if the history of the development of the railways had been slightly different - hence the name change as it does not depict the real railways facilities of Carmarthen. Why 'Llanteulyddog'? Well that was the name in the Middle Ages of the settlement now known as Carmarthen. The railway modeller always retains the right to change history to suit his needs!



**7. Pottendorf** H0 Gauge Germany (1950's) (11' x 2') DCC **As featured in Continental Modeller**

Currently, the layout represents a small rural station in Oberfranken at the end of a long hot summer during the 1950's. Originally built by Tim Hale, the layout will be exhibited in its current format to meet prior commitments including SEDAN, Railex (Aylesbury), Derby, and Warley during 2019/2020. At the same time, developments are being made that will allow the layout to move across the continent with the use of different buildings and rolling stock. Watch this space but available in the meantime in its current format.



**8. Nichtenschinkenwald** Z Gauge Germany (1980's) (18" x 12")

Who says they don't have the space for a model railway. A folder figure of 8 layout that can accompany a demonstration.

**Demos:** A range of different demonstrations can be provided to suit individual needs, from a minimum of 8' to 18'+ long. These require tables and chairs (for us and seats for the public in front if at all possible). Demonstrations include project modelling, examples of completed/in construction models across a wide range of Modern Modelling techniques, often taking inspiration from other modelling arenas. They can be supported by micro layouts (either operational with a small demo or semi operational with a full demo). Please ask for further information.

**Please note:-**

- **All options, including layouts, require one vehicle and two operators**
- **Expenses are kept to a minimum and are based on fuel costs and other incidentals**
- **Any location will be considered. The team are happy to commute reasonable distances but for longer trips, e.g. greater than one hour, overnight accommodation may be required**
- **Insurance cover will be required to cover layouts, stock and computers**

Paul Taylor, 01275 871926  
19, Coleridge Vale Road East, Clevedon, BS21 6NS  
Website: [www.claphammodelrail.com](http://www.claphammodelrail.com)

John Anderson, 01275 846470  
72, Brock End, Portishead, BS20 8AS  
Facebook: [www.facebook.com/claphammodelrail/](http://www.facebook.com/claphammodelrail/)

# CLAPHAM

## (CLEvedon And PortisHead Armchair Modellers)

### Notes for Exhibition Managers

In addition to exhibiting their layouts on the exhibition circuit, which they have been doing for many years, John & Paul now also perform 'demonstrations' around the theme of 'Modern Modelling' and have been regulars at both the Warley NEC and Model Rail Scotland shows in the past. The 'demonstrations', usually supported by a micro layout and examples of current projects, are unlike traditional demonstrations; instead being more akin to an online forum, encouraging members of the public to sit down and discuss any aspects of modern modelling. Presentation projects can include diesel detailing, coaching stock, wagon building, figure painting and building construction.

A number of options are available to exhibition managers, with a package to suit all sizes of exhibition. These include both full layouts and demonstration/micro layout combinations. Please contact either John or Paul for more details of what can be offered to meet your needs.

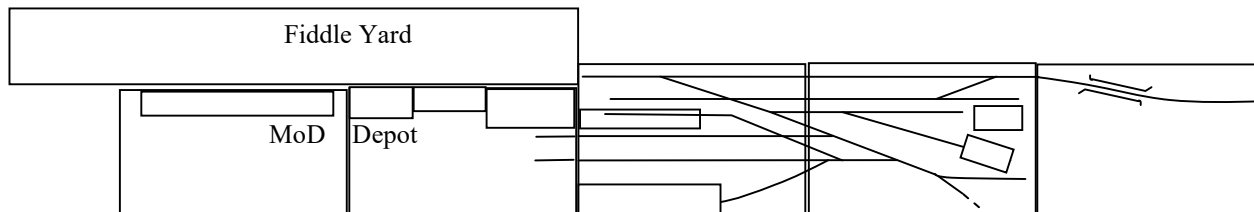
### Layouts:

At present eight fully operational layouts are available for exhibitions, with more on the way. The smaller layouts, together with a number of scenic dioramas that feature within a Devonport Road, are also used to support our demonstrations.

#### 1. Dovington Camp 00 Gauge BR (1990) (17' x 2 6" + 5' operating space) As featured in *British Railway Modelling Dec 16*

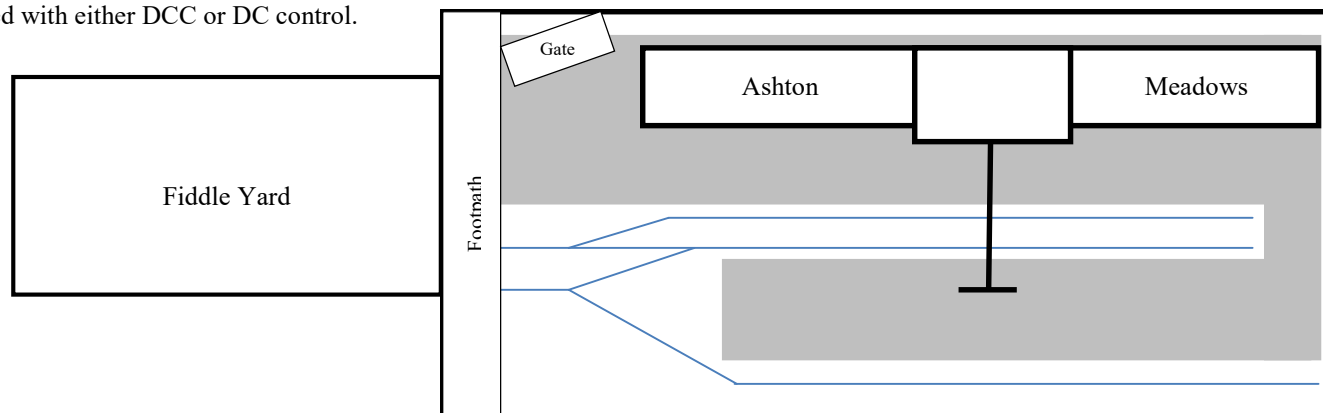
Dovington Camp was developed during WWII as an Army stores & training depot, with quite an extensive rail network. This has been 'rationalised' over time but it still maintains a rail link for the movement of fuel, stores, 'munitions and, of course, a wide variety of military vehicles. It retains an old MoD loco, or two, for shunting within the depot.

It is seen here in the busy period of Operation Desert Storm, with the local Guards brigade on parade. They are done up in their No. 1's for a flying visit from HM The Queen, for the presentation of new Regimental Colours. However, Royal visit or not, the build-up continues and the depot remains very active with trains arriving and departing on a regular basis.



#### 2. Ashton Meadows 00 Gauge Layout displayed alongside a demonstration requiring 8' x 2' table

Ashton Meadows is a small BR Engineers depot, based loosely on the Ashton Meadows facility in Bristol. However, it is generic in its design and can be used as if on any of BR's regions. It is an opportunity to operate some of the vast selection of engineers stock that we have built up over the years and will no doubt involve some yellow painted vehicles as well. The layout is designed to be operated with either DCC or DC control.





# CLAPHAM

## (CLEvedon And PortisHead Armchair Modellers)

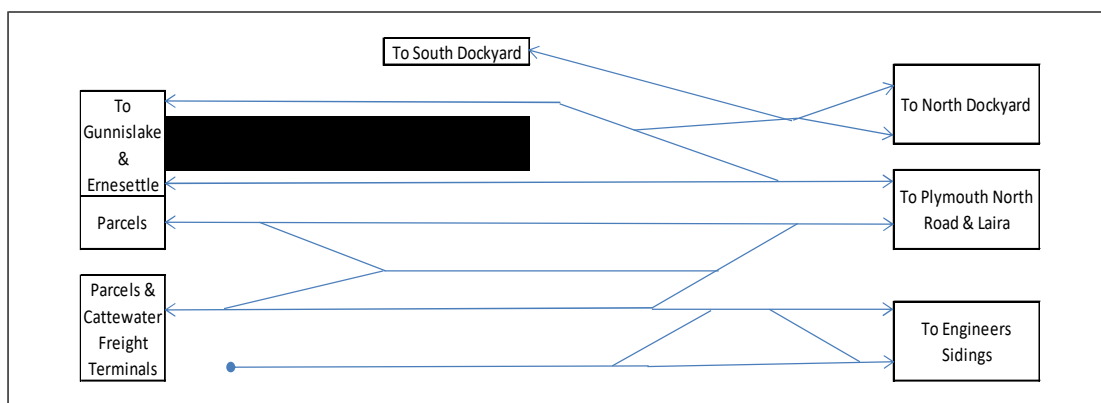
**3. Devonport Road**    00 Gauge    BR (1990)/Privatisation (2005)    *As featured in British Railway Modelling May 18*

As the name suggests Devonport Road is based in the suburbs of Plymouth. The station was the junction of the Southern Railway withered arm into Plymouth and the Great Western branch to Cattewater, the two lines running parallel for a distance to the east of the station until the Southern diverged into Friary and the Great Western continued to Laira Junction.

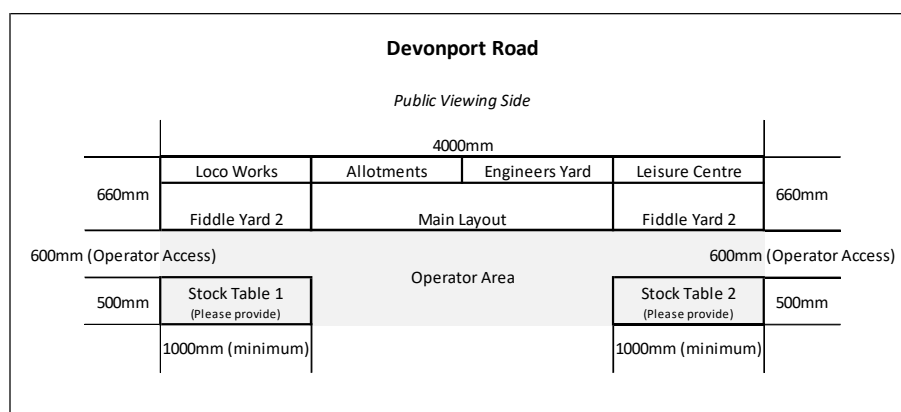
By the late 80's/early 90's and the GW branch is now freight only serving a number of freight terminals in the Cattewater area including fuel oils, bitumen, industrial gases, chemicals, coal, scrap and metals. The GW platforms have now been converted into a parcels station for handling sorted and high security mail and parcels. The short loops you see on the layout (based on those at Pylle Hill in Bristol) are used to quickly marshal parcel vans after loading and unloading for tripping around to North Road station. The sidings to the front of the layout are for the civil engineers and feature all manner of engineering and departmental wagons.

The SR lines are now cut back to Gunnislake, but trains to the MOD armaments depot at Ernesettle pass through the station, as do china clay trains to the plant just south of Bere Ferrers. A strong preservation movement has also set up at the junction station of Bere Alston. Trains of preserved stock are sometimes seen passing Devonport Road.

Plymouth is famous for its naval dockyards at Devonport, home to many of the Royal Navy's surface and subsurface vessels. The "secret" trains to support the submarine fleet are regularly seen at Devonport Road, along with other general stores traffic. The dockyards have however branched out and also use their facilities to repair, repaint and modify a number of railway vehicles including coaches and HST power cars. These vehicles add to the mix of traffic passing through.



The layout is self-standing and occupies a footprint of 4,000mm by 1,800mm (14feet by 6 feet) including operator area and access and stock storage area, as defined by the following plan :



The layout will operate in one of two modes :

1. Late 80's/early 90's DC
2. Mid 2000's DC - *future development*

Paul Taylor,    01275 871926  
 19, Coleridge Vale Road East, Clevedon, BS21 6NS  
 Website: [www.claphammodelrail.com](http://www.claphammodelrail.com)

John Anderson,    01275 846470  
 72, Brock End, Portishead, BS20 8AS  
 Facebook: [www.facebook.com/claphammodelrail/](http://www.facebook.com/claphammodelrail/)

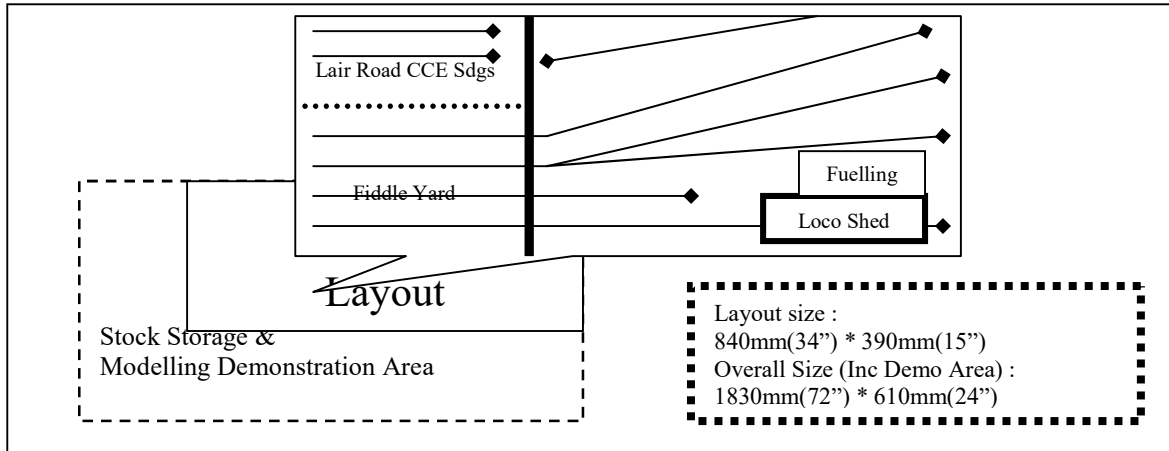
# CLAPHAM

## (CLEvedon And PortisHead Armchair Modellers)

### 4. Harchester Stabling Point 00 Gauge BR (various between 1985 & 2005) *As featured in Railway Modeller*

Where is Harchester ? Well Harchester is located in the Midlands and as such is a focal point for rail activity; not to mention one of the Premiership's great unknowns Harchester United, or the Dragons to their fans, whose home is the Dragon's Lair.

The small locomotive stabling point at Harchester is used by all manner of sectors from Intercity and Parcels to Railfreight Distribution, Coal, Metals, Oil and Construction. In fact only at Saltley in Birmingham could such a variety of motive power have been seen.



### 5. Devonport Road Loco Works 00 Gauge Private Engineering Works (1985 & 2005) *As featured in British Railway Modelling May 18*

Devonport Road locomotive works was set up on the site of an old BR engineers depot in the early 1990's as an independent works for the repair and maintenance of standard and narrow gauge railway locomotives up to the size of 1000BHP; shunters to you and me, up to the size of a Class 20!

The railway connected part of the works consists of two sheds, a two road general maintenance shed and a single road shed for more specialised work. All manner of shunting locomotives can be seen ranging from ex BR types to purely industrial ones in both standard and narrow gauge.

The layout itself is a micro layout and its long, thin design (100 x 15 cm) is due to it actually forming the front piece to my one of the fiddle yards on my larger layout "Devonport Road". Thus in reality the Locomotive Works is a layout within a layout!

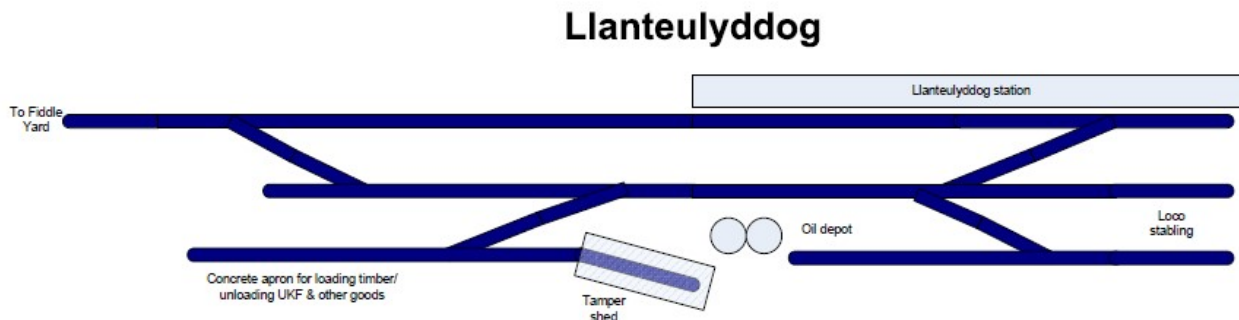


# CLAPHAM

## (CLEvedon And PortisHead Armchair Modellers)

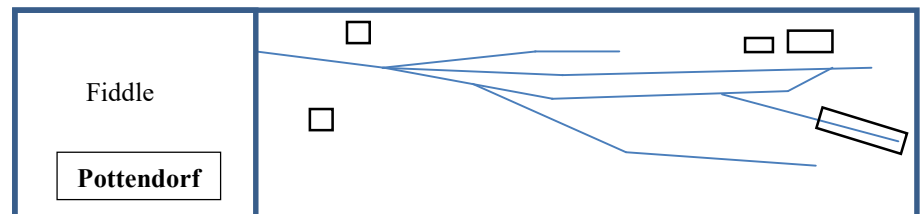
**6. Llanteulyddog** 00 Gauge BR (1985 - 95) (20' x 1') (previously on circuit as Llwydd Town – now updated/revamped)

Llanteulyddog is a busy station located on a triangle to the north of the South Wales mainline *à la* Carmarthen. Indeed operations are very much based on those found at Carmarthen during the late 1980's/early 1990's. However, space is limited and the layout is a representation of what the station might have been if the history of the development of the railways had been slightly different - hence the name change as it does not depict the real railways facilities of Carmarthen. Why 'Llanteulyddog'? Well that was the name in the Middle Ages of the settlement now known as Carmarthen. The railway modeller always retains the right to change history to suit his needs!



**7. Pottendorf** H0 Gauge Germany (1950's) (11' x 2') DCC **As featured in Continental Modeller**

Currently, the layout represents a small rural station in Oberfranken at the end of a long hot summer during the 1950's. Originally built by Tim Hale, the layout will be exhibited in its current format to meet prior commitments including SEDAN, Railex (Aylesbury), Derby, and Warley during 2019/2020. At the same time, developments are being made that will allow the layout to move across the continent with the use of different buildings and rolling stock. Watch this space but available in the meantime in its current format.



**8. Nichtenschinkenwald** Z Gauge Germany (1980's) (18" x 12")

Who says they don't have the space for a model railway. A folder figure of 8 layout that can accompany a demonstration.

**Demos:** A range of different demonstrations can be provided to suit individual needs, from a minimum of 8' to 18'+ long. These require tables and chairs (for us and seats for the public in front if at all possible). Demonstrations include project modelling, examples of completed/in construction models across a wide range of Modern Modelling techniques, often taking inspiration from other modelling arenas. They can be supported by micro layouts (either operational with a small demo or semi operational with a full demo). Please ask for further information.

**Please note:-**

- **All options, including layouts, require one vehicle and two operators**
- **Expenses are kept to a minimum and are based on fuel costs and other incidentals**
- **Any location will be considered. The team are happy to commute reasonable distances but for longer trips, e.g. greater than one hour, overnight accommodation may be required**
- **Insurance cover will be required to cover layouts, stock and computers**

Paul Taylor, 01275 871926  
19, Coleridge Vale Road East, Clevedon, BS21 6NS  
Website: [www.claphammodelrail.com](http://www.claphammodelrail.com)

John Anderson, 01275 846470  
72, Brock End, Portishead, BS20 8AS  
Facebook: [www.facebook.com/claphammodelrail/](http://www.facebook.com/claphammodelrail/)

# CLAPHAM

## (CLEvedon And PortisHead Armchair Modellers)

### Notes for Exhibition Managers

In addition to exhibiting their layouts on the exhibition circuit, which they have been doing for many years, John & Paul now also perform 'demonstrations' around the theme of 'Modern Modelling' and have been regulars at both the Warley NEC and Model Rail Scotland shows in the past. The 'demonstrations', usually supported by a micro layout and examples of current projects, are unlike traditional demonstrations; instead being more akin to an online forum, encouraging members of the public to sit down and discuss any aspects of modern modelling. Presentation projects can include diesel detailing, coaching stock, wagon building, figure painting and building construction.

A number of options are available to exhibition managers, with a package to suit all sizes of exhibition. These include both full layouts and demonstration/micro layout combinations. Please contact either John or Paul for more details of what can be offered to meet your needs.

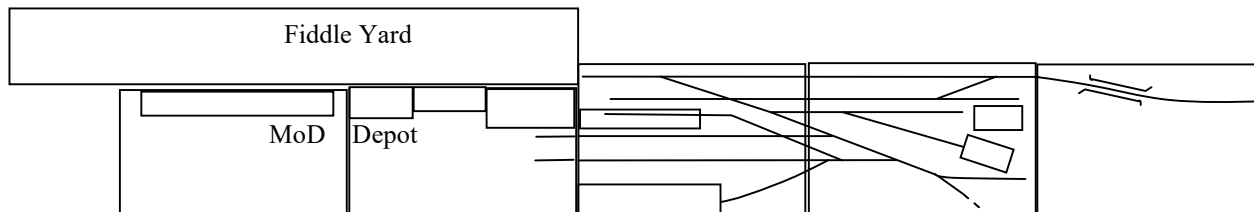
### Layouts:

At present eight fully operational layouts are available for exhibitions, with more on the way. The smaller layouts, together with a number of scenic dioramas that feature within a Devonport Road, are also used to support our demonstrations.

#### 1. Dovington Camp 00 Gauge BR (1990) (17' x 2 6" + 5' operating space) As featured in *British Railway Modelling Dec 16*

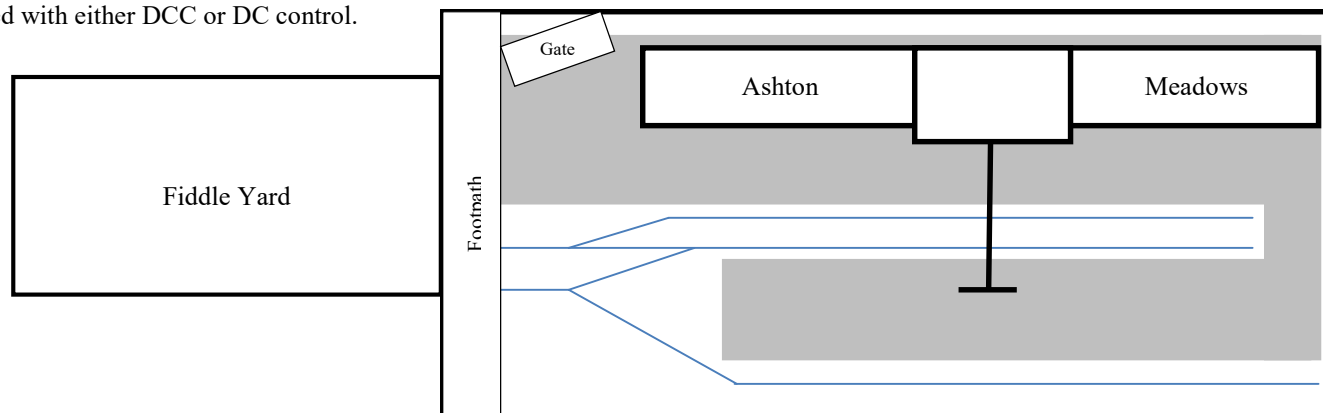
Dovington Camp was developed during WWII as an Army stores & training depot, with quite an extensive rail network. This has been 'rationalised' over time but it still maintains a rail link for the movement of fuel, stores, 'munitions and, of course, a wide variety of military vehicles. It retains an old MoD loco, or two, for shunting within the depot.

It is seen here in the busy period of Operation Desert Storm, with the local Guards brigade on parade. They are done up in their No. 1's for a flying visit from HM The Queen, for the presentation of new Regimental Colours. However, Royal visit or not, the build-up continues and the depot remains very active with trains arriving and departing on a regular basis.



#### 2. Ashton Meadows 00 Gauge Layout displayed alongside a demonstration requiring 8' x 2' table

Ashton Meadows is a small BR Engineers depot, based loosely on the Ashton Meadows facility in Bristol. However, it is generic in its design and can be used as if on any of BR's regions. It is an opportunity to operate some of the vast selection of engineers stock that we have built up over the years and will no doubt involve some yellow painted vehicles as well. The layout is designed to be operated with either DCC or DC control.



Paul Taylor, 01275 871926  
19, Coleridge Vale Road East, Clevedon, BS21 6NS  
Website: [www.claphammodelrail.com](http://www.claphammodelrail.com)

John Anderson, 01275 846470  
72, Brock End, Portishead, BS20 8AS  
Facebook: [www.facebook.com/claphammodelrail/](http://www.facebook.com/claphammodelrail/)

# CLAPHAM

## (CLEvedon And PortisHead Armchair Modellers)

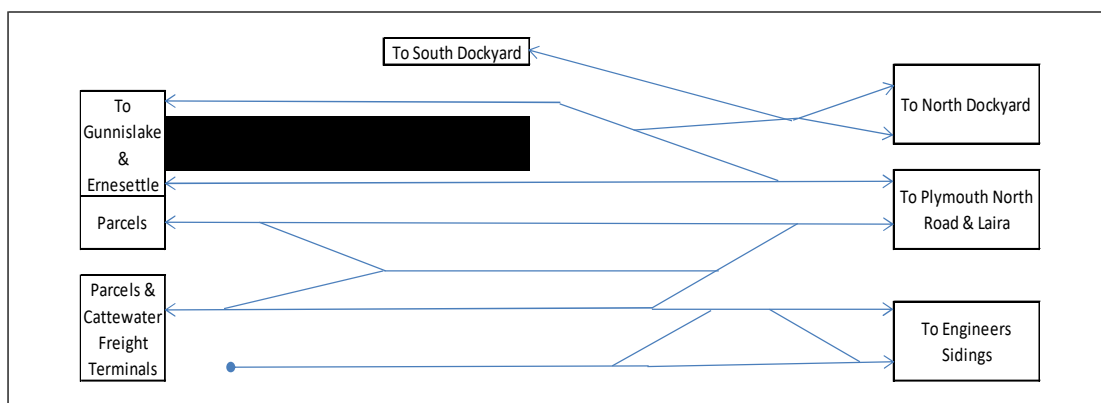
**3. Devonport Road**    00 Gauge    BR (1990)/Privatisation (2005)    *As featured in British Railway Modelling May 18*

As the name suggests Devonport Road is based in the suburbs of Plymouth. The station was the junction of the Southern Railway withered arm into Plymouth and the Great Western branch to Cattewater, the two lines running parallel for a distance to the east of the station until the Southern diverged into Friary and the Great Western continued to Laira Junction.

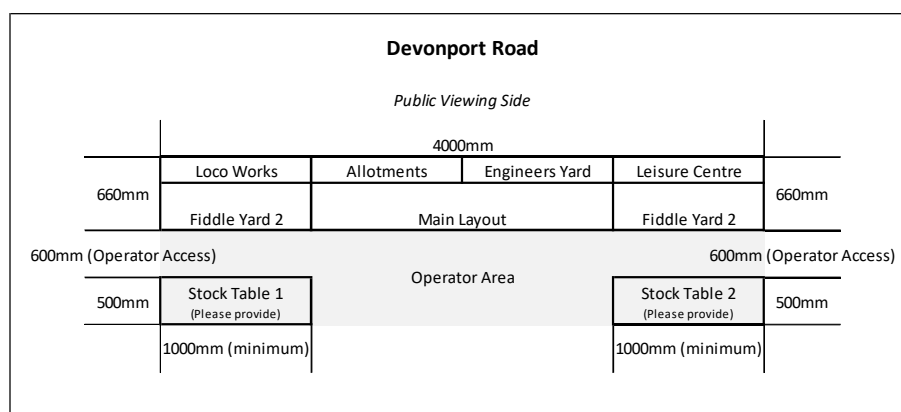
By the late 80's/early 90's and the GW branch is now freight only serving a number of freight terminals in the Cattewater area including fuel oils, bitumen, industrial gases, chemicals, coal, scrap and metals. The GW platforms have now been converted into a parcels station for handling sorted and high security mail and parcels. The short loops you see on the layout (based on those at Pylle Hill in Bristol) are used to quickly marshal parcel vans after loading and unloading for tripping around to North Road station. The sidings to the front of the layout are for the civil engineers and feature all manner of engineering and departmental wagons.

The SR lines are now cut back to Gunnislake, but trains to the MOD armaments depot at Ernesettle pass through the station, as do china clay trains to the plant just south of Bere Ferrers. A strong preservation movement has also set up at the junction station of Bere Alston. Trains of preserved stock are sometimes seen passing Devonport Road.

Plymouth is famous for its naval dockyards at Devonport, home to many of the Royal Navy's surface and subsurface vessels. The "secret" trains to support the submarine fleet are regularly seen at Devonport Road, along with other general stores traffic. The dockyards have however branched out and also use their facilities to repair, repaint and modify a number of railway vehicles including coaches and HST power cars. These vehicles add to the mix of traffic passing through.



The layout is self-standing and occupies a footprint of 4,000mm by 1,800mm (14feet by 6 feet) including operator area and access and stock storage area, as defined by the following plan :



The layout will operate in one of two modes :

1. Late 80's/early 90's DC
2. Mid 2000's DC - *future development*

Paul Taylor,    01275 871926  
 19, Coleridge Vale Road East, Clevedon, BS21 6NS  
 Website: [www.claphammodelrail.com](http://www.claphammodelrail.com)

John Anderson,    01275 846470  
 72, Brock End, Portishead, BS20 8AS  
 Facebook: [www.facebook.com/claphammodelrail/](http://www.facebook.com/claphammodelrail/)

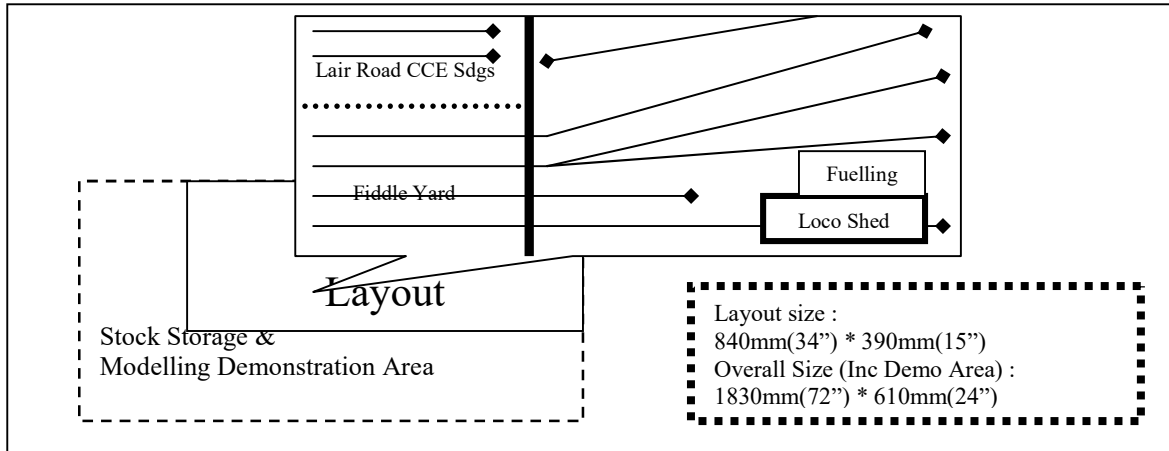
# CLAPHAM

## (CLEvedon And PortisHead Armchair Modellers)

### 4. Harchester Stabling Point 00 Gauge BR (various between 1985 & 2005) *As featured in Railway Modeller*

Where is Harchester ? Well Harchester is located in the Midlands and as such is a focal point for rail activity; not to mention one of the Premiership's great unknowns Harchester United, or the Dragons to their fans, whose home is the Dragon's Lair.

The small locomotive stabling point at Harchester is used by all manner of sectors from Intercity and Parcels to Railfreight Distribution, Coal, Metals, Oil and Construction. In fact only at Saltley in Birmingham could such a variety of motive power have been seen.

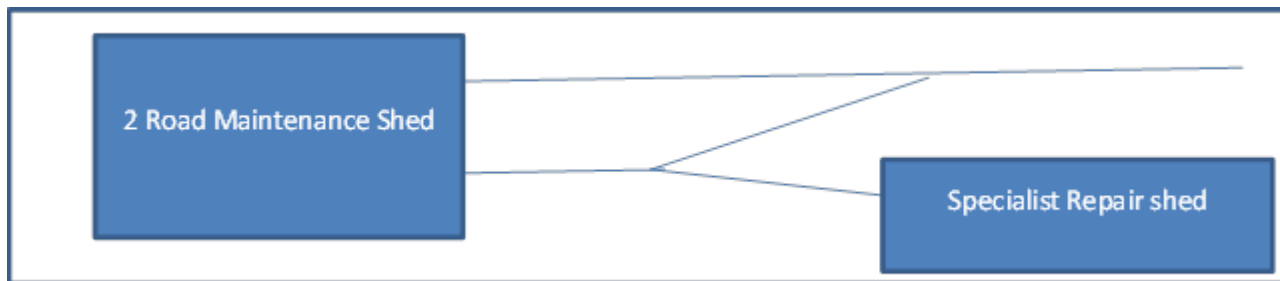


### 5. Devonport Road Loco Works 00 Gauge Private Engineering Works (1985 & 2005) *As featured in British Railway Modelling May 18*

Devonport Road locomotive works was set up on the site of an old BR engineers depot in the early 1990's as an independent works for the repair and maintenance of standard and narrow gauge railway locomotives up to the size of 1000BHP; shunters to you and me, up to the size of a Class 20!

The railway connected part of the works consists of two sheds, a two road general maintenance shed and a single road shed for more specialised work. All manner of shunting locomotives can be seen ranging from ex BR types to purely industrial ones in both standard and narrow gauge.

The layout itself is a micro layout and its long, thin design (100 x 15 cm) is due to it actually forming the front piece to my one of the fiddle yards on my larger layout "Devonport Road". Thus in reality the Locomotive Works is a layout within a layout!

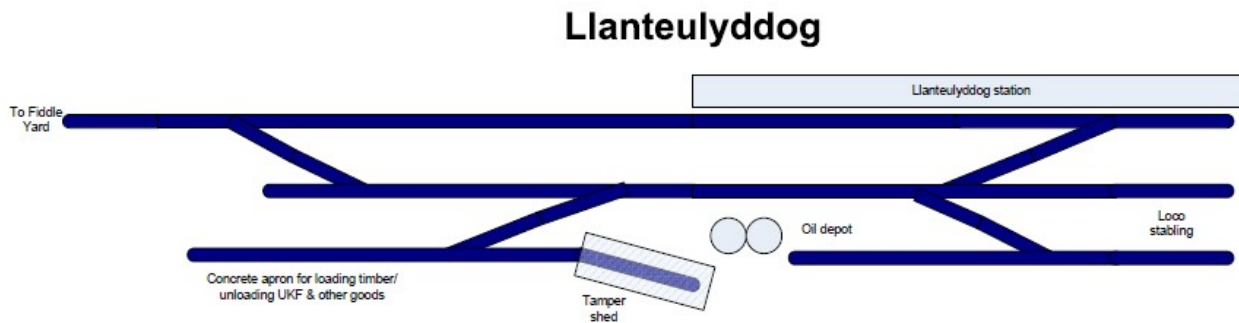


# CLAPHAM

## (CLEvedon And PortisHead Armchair Modellers)

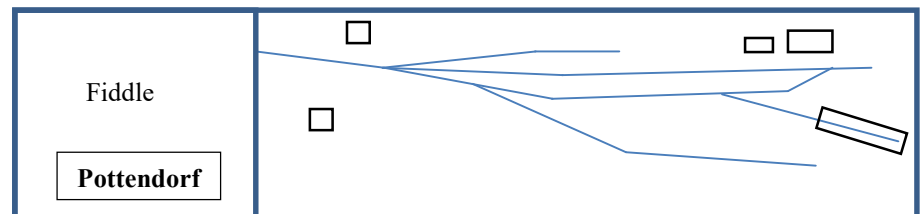
**6. Llanteulyddog** 00 Gauge BR (1985 - 95) (20' x 1') (previously on circuit as Llwydd Town – now updated/revamped)

Llanteulyddog is a busy station located on a triangle to the north of the South Wales mainline *à la* Carmarthen. Indeed operations are very much based on those found at Carmarthen during the late 1980's/early 1990's. However, space is limited and the layout is a representation of what the station might have been if the history of the development of the railways had been slightly different - hence the name change as it does not depict the real railways facilities of Carmarthen. Why 'Llanteulyddog'? Well that was the name in the Middle Ages of the settlement now known as Carmarthen. The railway modeller always retains the right to change history to suit his needs!



**7. Pottendorf** H0 Gauge Germany (1950's) (11' x 2') DCC **As featured in Continental Modeller**

Currently, the layout represents a small rural station in Oberfranken at the end of a long hot summer during the 1950's. Originally built by Tim Hale, the layout will be exhibited in its current format to meet prior commitments including SEDAN, Railex (Aylesbury), Derby, and Warley during 2019/2020. At the same time, developments are being made that will allow the layout to move across the continent with the use of different buildings and rolling stock. Watch this space but available in the meantime in its current format.



**8. Nichtenschinkenwald** Z Gauge Germany (1980's) (18" x 12")

Who says they don't have the space for a model railway. A folder figure of 8 layout that can accompany a demonstration.

**Demos:** A range of different demonstrations can be provided to suit individual needs, from a minimum of 8' to 18'+ long. These require tables and chairs (for us and seats for the public in front if at all possible). Demonstrations include project modelling, examples of completed/in construction models across a wide range of Modern Modelling techniques, often taking inspiration from other modelling arenas. They can be supported by micro layouts (either operational with a small demo or semi operational with a full demo). Please ask for further information.

**Please note:-**

- **All options, including layouts, require one vehicle and two operators**
- **Expenses are kept to a minimum and are based on fuel costs and other incidentals**
- **Any location will be considered. The team are happy to commute reasonable distances but for longer trips, e.g. greater than one hour, overnight accommodation may be required**
- **Insurance cover will be required to cover layouts, stock and computers**

Paul Taylor, 01275 871926  
19, Coleridge Vale Road East, Clevedon, BS21 6NS  
Website: [www.claphammodelrail.com](http://www.claphammodelrail.com)

John Anderson, 01275 846470  
72, Brock End, Portishead, BS20 8AS  
Facebook: [www.facebook.com/claphammodelrail/](http://www.facebook.com/claphammodelrail/)



# CLAPHAM

## (CLEvedon And PortisHead Armchair Modellers)

### Notes for Exhibition Managers

In addition to exhibiting their layouts on the exhibition circuit, which they have been doing for many years, John & Paul now also perform 'demonstrations' around the theme of 'Modern Modelling' and have been regulars at both the Warley NEC and Model Rail Scotland shows in the past. The 'demonstrations', usually supported by a micro layout and examples of current projects, are unlike traditional demonstrations; instead being more akin to an online forum, encouraging members of the public to sit down and discuss any aspects of modern modelling. Presentation projects can include diesel detailing, coaching stock, wagon building, figure painting and building construction.

A number of options are available to exhibition managers, with a package to suit all sizes of exhibition. These include both full layouts and demonstration/micro layout combinations. Please contact either John or Paul for more details of what can be offered to meet your needs.

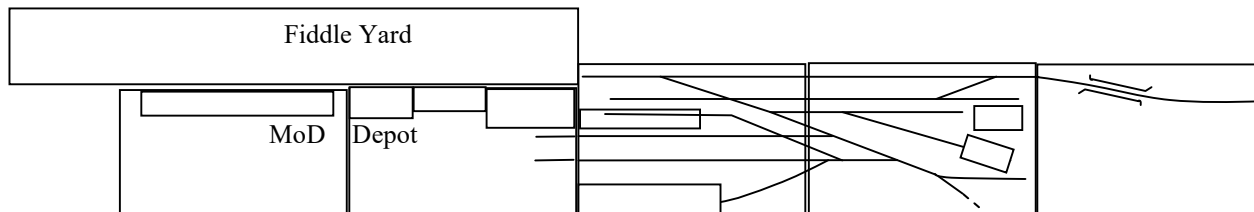
### Layouts:

At present eight fully operational layouts are available for exhibitions, with more on the way. The smaller layouts, together with a number of scenic dioramas that feature within a Devonport Road, are also used to support our demonstrations.

#### 1. Dovington Camp 00 Gauge BR (1990) (17' x 2 6" + 5' operating space) As featured in *British Railway Modelling Dec 16*

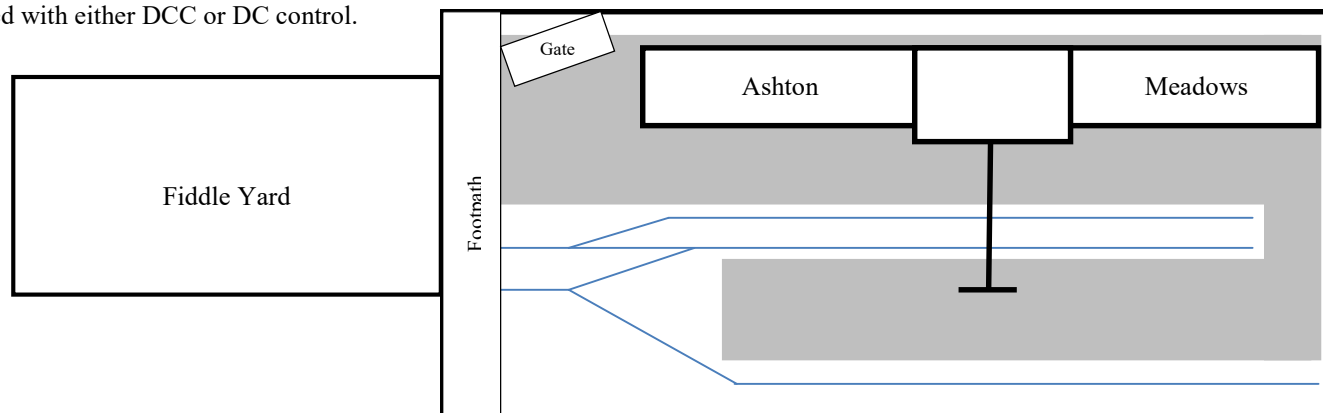
Dovington Camp was developed during WWII as an Army stores & training depot, with quite an extensive rail network. This has been 'rationalised' over time but it still maintains a rail link for the movement of fuel, stores, 'munitions and, of course, a wide variety of military vehicles. It retains an old MoD loco, or two, for shunting within the depot.

It is seen here in the busy period of Operation Desert Storm, with the local Guards brigade on parade. They are done up in their No. 1's for a flying visit from HM The Queen, for the presentation of new Regimental Colours. However, Royal visit or not, the build-up continues and the depot remains very active with trains arriving and departing on a regular basis.



#### 2. Ashton Meadows 00 Gauge Layout displayed alongside a demonstration requiring 8' x 2' table

Ashton Meadows is a small BR Engineers depot, based loosely on the Ashton Meadows facility in Bristol. However, it is generic in its design and can be used as if on any of BR's regions. It is an opportunity to operate some of the vast selection of engineers stock that we have built up over the years and will no doubt involve some yellow painted vehicles as well. The layout is designed to be operated with either DCC or DC control.



# CLAPHAM

## (CLEvedon And PortisHead Armchair Modellers)

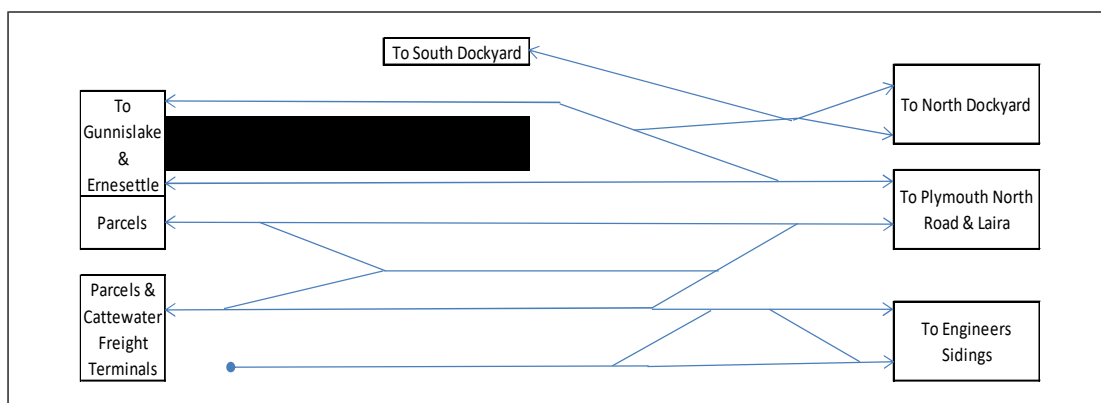
**3. Devonport Road**    00 Gauge    BR (1990)/Privatisation (2005)    *As featured in British Railway Modelling May 18*

As the name suggests Devonport Road is based in the suburbs of Plymouth. The station was the junction of the Southern Railway withered arm into Plymouth and the Great Western branch to Cattewater, the two lines running parallel for a distance to the east of the station until the Southern diverged into Friary and the Great Western continued to Laira Junction.

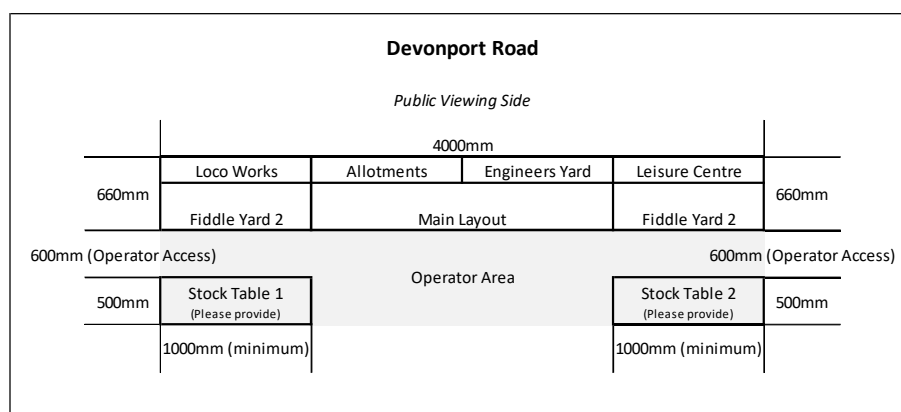
By the late 80's/early 90's and the GW branch is now freight only serving a number of freight terminals in the Cattewater area including fuel oils, bitumen, industrial gases, chemicals, coal, scrap and metals. The GW platforms have now been converted into a parcels station for handling sorted and high security mail and parcels. The short loops you see on the layout (based on those at Pylle Hill in Bristol) are used to quickly marshal parcel vans after loading and unloading for tripping around to North Road station. The sidings to the front of the layout are for the civil engineers and feature all manner of engineering and departmental wagons.

The SR lines are now cut back to Gunnislake, but trains to the MOD armaments depot at Ernesettle pass through the station, as do china clay trains to the plant just south of Bere Ferrers. A strong preservation movement has also set up at the junction station of Bere Alston. Trains of preserved stock are sometimes seen passing Devonport Road.

Plymouth is famous for its naval dockyards at Devonport, home to many of the Royal Navy's surface and subsurface vessels. The "secret" trains to support the submarine fleet are regularly seen at Devonport Road, along with other general stores traffic. The dockyards have however branched out and also use their facilities to repair, repaint and modify a number of railway vehicles including coaches and HST power cars. These vehicles add to the mix of traffic passing through.



The layout is self-standing and occupies a footprint of 4,000mm by 1,800mm (14feet by 6 feet) including operator area and access and stock storage area, as defined by the following plan :



The layout will operate in one of two modes :

1. Late 80's/early 90's DC
2. Mid 2000's DC - *future development*

Paul Taylor,    01275 871926  
 19, Coleridge Vale Road East, Clevedon, BS21 6NS  
 Website: [www.claphammodelrail.com](http://www.claphammodelrail.com)

John Anderson,    01275 846470  
 72, Brock End, Portishead, BS20 8AS  
 Facebook: [www.facebook.com/claphammodelrail/](http://www.facebook.com/claphammodelrail/)

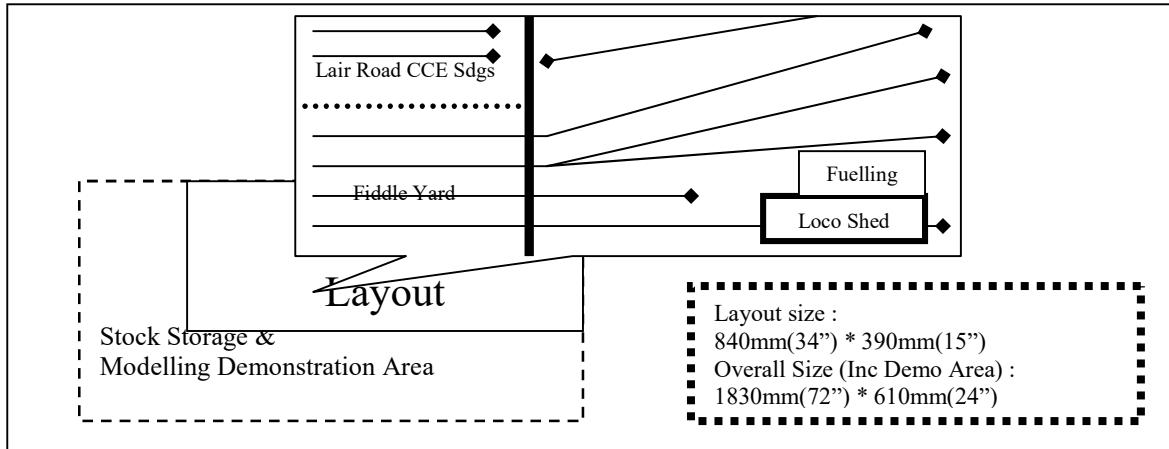
# CLAPHAM

## (CLEvedon And PortisHead Armchair Modellers)

### 4. Harchester Stabling Point 00 Gauge BR (various between 1985 & 2005) *As featured in Railway Modeller*

Where is Harchester ? Well Harchester is located in the Midlands and as such is a focal point for rail activity; not to mention one of the Premiership's great unknowns Harchester United, or the Dragons to their fans, whose home is the Dragon's Lair.

The small locomotive stabling point at Harchester is used by all manner of sectors from Intercity and Parcels to Railfreight Distribution, Coal, Metals, Oil and Construction. In fact only at Saltley in Birmingham could such a variety of motive power have been seen.



### 5. Devonport Road Loco Works 00 Gauge Private Engineering Works (1985 & 2005) *As featured in British Railway Modelling May 18*

Devonport Road locomotive works was set up on the site of an old BR engineers depot in the early 1990's as an independent works for the repair and maintenance of standard and narrow gauge railway locomotives up to the size of 1000BHP; shunters to you and me, up to the size of a Class 20!

The railway connected part of the works consists of two sheds, a two road general maintenance shed and a single road shed for more specialised work. All manner of shunting locomotives can be seen ranging from ex BR types to purely industrial ones in both standard and narrow gauge.

The layout itself is a micro layout and its long, thin design (100 x 15 cm) is due to it actually forming the front piece to my one of the fiddle yards on my larger layout "Devonport Road". Thus in reality the Locomotive Works is a layout within a layout!

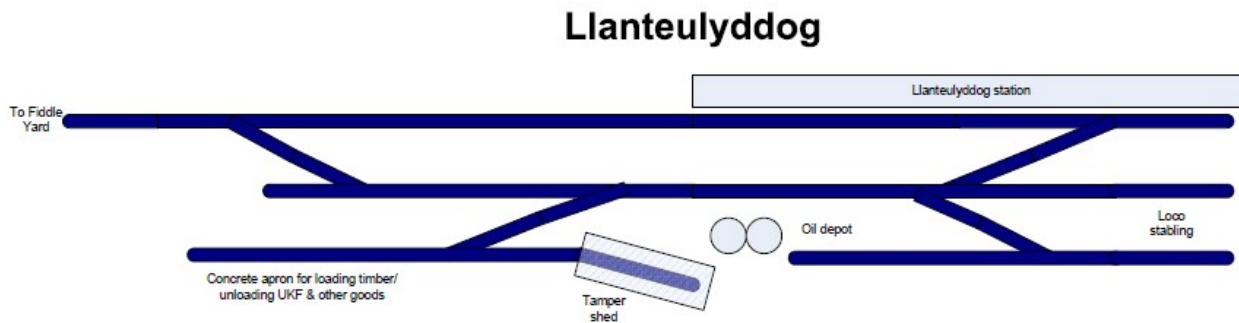


# CLAPHAM

## (CLEvedon And PortisHead Armchair Modellers)

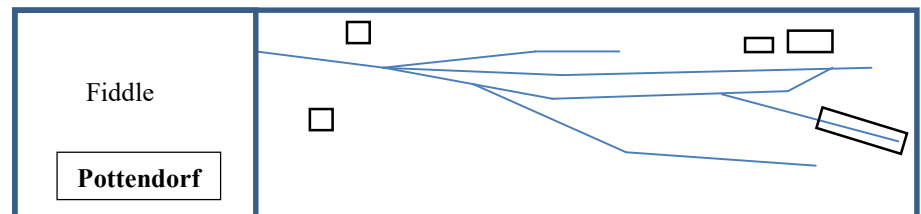
### 6. Llanteulyddog 00 Gauge BR (1985 - 95) (20' x 1') (previously on circuit as Llwydd Town – now updated/revamped)

Llanteulyddog is a busy station located on a triangle to the north of the South Wales mainline *à la* Carmarthen. Indeed operations are very much based on those found at Carmarthen during the late 1980's/early 1990's. However, space is limited and the layout is a representation of what the station might have been if the history of the development of the railways had been slightly different - hence the name change as it does not depict the real railways facilities of Carmarthen. Why 'Llanteulyddog'? Well that was the name in the Middle Ages of the settlement now known as Carmarthen. The railway modeller always retains the right to change history to suit his needs!



### 7. Pottendorf H0 Gauge Germany (1950's) (11' x 2') DCC As featured in Continental Modeller

Currently, the layout represents a small rural station in Oberfranken at the end of a long hot summer during the 1950's. Originally built by Tim Hale, the layout will be exhibited in its current format to meet prior commitments including SEDAN, Railex (Aylesbury), Derby, and Warley during 2019/2020. At the same time, developments are being made that will allow the layout to move across the continent with the use of different buildings and rolling stock. Watch this space but available in the meantime in its current format.



### 8. Nichtenschinkenwald Z Gauge Germany (1980's) (18" x 12")

Who says they don't have the space for a model railway. A folder figure of 8 layout that can accompany a demonstration.

**Demos:** A range of different demonstrations can be provided to suit individual needs, from a minimum of 8' to 18'+ long. These require tables and chairs (for us and seats for the public in front if at all possible). Demonstrations include project modelling, examples of completed/in construction models across a wide range of Modern Modelling techniques, often taking inspiration from other modelling arenas. They can be supported by micro layouts (either operational with a small demo or semi operational with a full demo). Please ask for further information.

#### Please note:-

- *All options, including layouts, require one vehicle and two operators*
- *Expenses are kept to a minimum and are based on fuel costs and other incidentals*
- *Any location will be considered. The team are happy to commute reasonable distances but for longer trips, e.g. greater than one hour, overnight accommodation may be required*
- *Insurance cover will be required to cover layouts, stock and computers*

Paul Taylor, 01275 871926  
19, Coleridge Vale Road East, Clevedon, BS21 6NS  
Website: [www.claphammodelrail.com](http://www.claphammodelrail.com)

John Anderson, 01275 846470  
72, Brock End, Portishead, BS20 8AS  
Facebook: [www.facebook.com/claphammodelrail/](http://www.facebook.com/claphammodelrail/)